



Flanders
State of the Art



RENEWABLE ENERGY IN POLAND

FLANDERS INVESTMENT & TRADE MARKET SURVEY

RENEWABLE ENERGY IN
POLAND

TABLE OF CONTENTS

1 GENERAL INFORMATION	3
2 RENEWABLE ENERGY MARKET IN POLAND.....	3
3 SOURCES OF RENEWABLE ENERGY IN POLAND	7
3.1. SOLAR ENERGY	8
3.2. WIND ENERGY	9
3.3. BIOGAS ENERGY	11
3.4. BIOMASS ENERGY	12
4 MARKET POSSIBILITIES FOR FLEMISH COMPANIES	13
5 USEFUL LINKS & CONTACTS	14
5.1. SEARCHING AND BIDDING FOR A PUBLIC CONTRACT	14
5.2. RENEWABLE ENERGY ASSOCIATIONS IN POLAND	16
5.3. IMPORTANT EVENTS	16
5.4. COMPANIES	17

June 2019

Flanders Investment & Trade in Poznan
Ul. Orzeszkowej 14 lok. 3
60-778 Poznań – Poland

T: +48 61 671 07 58 | E-mail: poznan@fitagency.com

1 GENERAL INFORMATION

The increased demand for energy, caused by the fast economic growth of countries on the global scale, the pollution of the environment that aggravates every year and the limited access to natural resources in the world result in the growing interest in new technologies of acquiring energy that facilitate acquiring energy in a way that does not cause any harm to the environment. It is, at the same time, renewable and inexhaustible – which resources will never deplete – the so called “green energy”.

A renewable energy source (RES) is defined by the Polish Energy Law Act from 1997 as **a source using in transformation process energy of wind, solar radiation, geothermal, waves, sea currents and tides, river's falls as well as energy produced from biomass, landfill biogas and biogas produced in the processes of discharge or sewage treatment or decomposition of plant and animal remains.**

RES can be divided into the following:

- » Wind power plants
- » Hydropower plants
- » Biomass and biogas as well as biomass and biogas co-combustion power plants and CHPs
- » Solar power plants

2 RENEWABLE ENERGY MARKET IN POLAND

Poland is a coal country: over 80% of its electricity comes from either coal or lignite. By 2017, renewables accounted for 14% of electricity generation, mostly from wind energy. The total energy consumption from renewables **in 2016 was 11.3%**, mostly from biomass. The [National Renewable Energy Action Plan](#)¹ commits the country to **generate at least 15% of its utilized energy from renewables by 2020.**

Poland will have serious difficulties in reaching its goal. During the last decade, renewables received a boost at first, mainly from changes in energy market legislation, such as domestic support schemes and the introduction of European competition rules. But **since 2012 big energy companies** (such as JSW), **have lobbied strongly against renewables**, delaying a renewable energy bill. Since 2015, the new government has prioritized national energy security over competition practices. Investment in renewable energy sources has given way to a focus on **maintaining the current power base**. The few policies for renewable energy sources – **a green certificates program and support for consumers that also generate power – have been dismantled**. Subsidies for small installations have been substantially reduced. An auction system for renewables has replaced the previous support scheme. The operating conditions for producers of onshore wind power have been changed to such an extent that new installations are virtually blocked and many old operators are bankrupt or at risk. Meanwhile, **big coal power companies have begun demanding more state support in return for stabilizing the power system**. The government has changed net-metering policies. As a result, network operators have gained additional profits at the expense of owners of small renewable-energy installations.

¹ See annex

The **National Fund for Environmental Protection and Water Management**² created 'E-Kumulator', a support program for existing power plants to adapt to the requirements of EU air-protection directives. Overall policies for renewables have shifted from individual recipients to large energy producers and consumers. Existing renewable energy use is mainly based on traditional sources, mostly biomass (over 70%). Poland's biggest potential for renewable energy lies in the wind. The combined output of onshore and offshore wind turbines could provide as much as 27% of the country's energy by 2050. Together, solar and geothermal energy could account for up to 20% of national energy needs: about the same as biomass. Solar power might be particularly useful during hot days when demand is high and traditional power plants have trouble producing enough electricity. But only 1–2% of the potential of solar and geothermal sources have been developed so far.

Max capacity in Polish Power System (as of 31 December 2017)		Megawatts
Coal-fired power plants		20 247 MW
Lignite-fired power plants		9 352 MW
Gas power plants		2 341 MW
Industrial power plants		2 813 MW
Hydroelectric power plants		2 328 MW
Renewable resources		6 341 MW
Nuclear		0 MW
Total		43 421 MW

Source: National Centre for Nuclear Research (<https://www.ncbj.gov.pl/>)

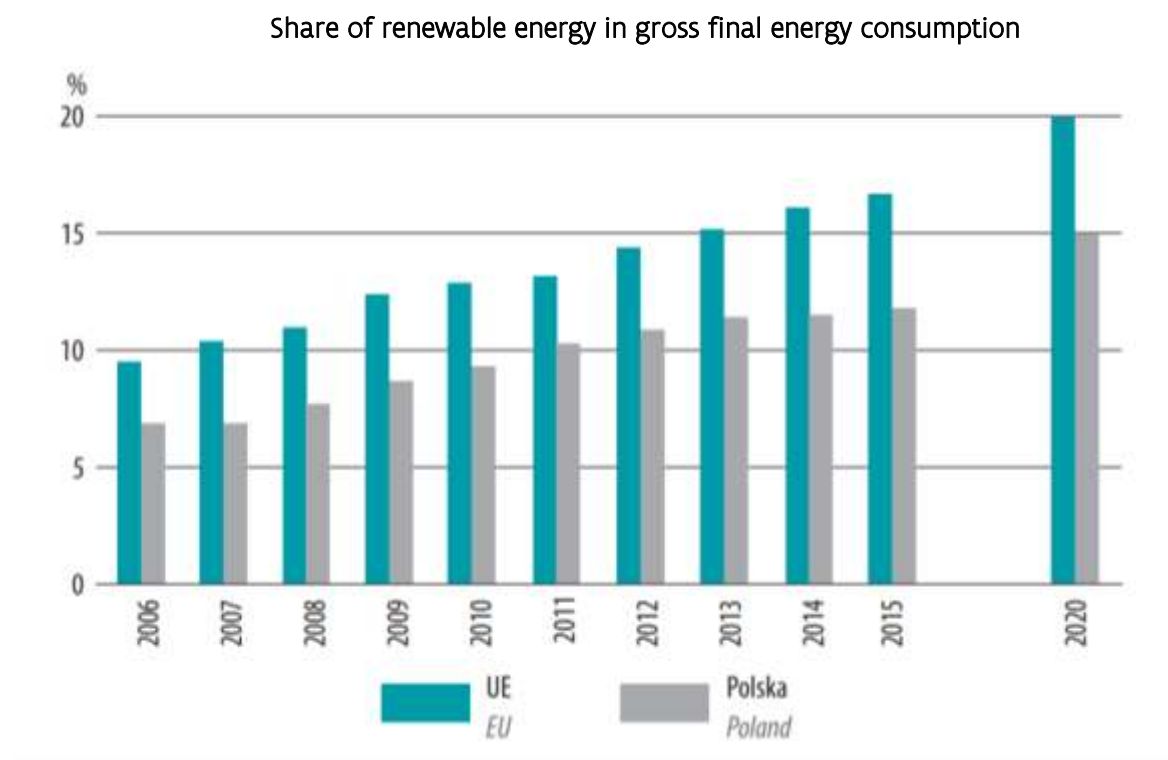
The biggest challenge for the Polish energy sector is the transformation of the sector in line with environmental and climate policies. A high share of coal technologies implies the need for CO₂ reduction and other pollutants emissions. Back in 2013 the share of renewables in Poland's total gross energy consumption amounted to 11.4% and it seemed that the target Poland had committed to (15% by 2020) was within reach. Three years later, in 2016, instead of rising, the share of RES in Poland's total energy balance was decreasing. At the same time, most EU member states were steadily increasing their percentage share of RES without any major disruption to their local energy markets.

The implementation of the **Energy Law Act**³ in 1997 had the biggest importance. The Act implemented legal and economic conditions for the energy sector that were in line with first market directive of European Community. Since 2004, after Polish accession to the European Union, Polish regulations are driven by EU legislations, which are then transposed to national law. The activities carried out by the Polish energy sector in recent years enabled meeting the challenges resulting from the adaptation to global and EU requirements relating to the reduction of GHG emissions and air pollution. As a result, EU emission standards in Poland are being met, and Kyoto targets have been achieved with a large surplus - 29% reduction as compared to required 6%.

² <https://www.nfosigw.gov.pl/en/>

³ <https://www.ure.gov.pl/pl>

Ambitious greenhouse gas reduction targets for Poland will be a significant challenge as a result of historical dependency on local energy resources, in the form of hard coal and lignite. Despite many efforts, **coal remains the dominant fuel** (about 80% of electricity production in 2017). Nevertheless, further development of the Polish energy mix does assume a high increase in the share of renewable energy and distributed generation.



Source: Central Statistical Office of Poland (www.stat.gov.pl)

In total, in the last ten years, expenditures for the development of renewable energy in Poland amounted to approximately EUR 15 bn. The interest of Polish authorities in the development of renewable energy is reflected in the value of undertaken investments.

In order to fulfil Europe's targets and to adjust Poland's energy policy to European standards, the special act of law dedicated to the renewable energy was signed by the Polish president in March 2015. The act handles issues such as: **enhancing energy security and environmental protection, rational renewable energy sources' consumption, and optimal and sustainable energy procurement for its final consumers.** Some of the resolutions came into force in the mid-April 2015, others - including ways of supporting producers of energy coming from renewable sources - in January 2016.

Until 2005, RES were developed only in the field of hydroelectric power plants and the local use of biomass. In 2006, a support system for renewable energy was introduced. Producers generating energy from RES received so-called **green certificates** that energy suppliers could buy. The system of green certificates led to a rapid growth of renewable energy, even at a higher pace than assumed by National

Renewable Energy Action Plan. This growth was dominated by technologies including biomass-fired units and onshore wind farms.

To enable the development of other technologies, another support system in the form of **RES auctions** was introduced in 2015, replacing the existing one. Investors, whose projects win an auction by offering the best price for energy, obtain the right to resell it to the grid at the regular price. To keep proportion between the development of big and small installations, auctions will be divided into those addressed to installations of the power up to 1 kW and above that level.

The act specifies also the idea of **individual prosumers** (such as households, farmers, business people, small housing associations and small companies) and so-called **collective prosumers** (local governments, schools, bigger housing associations etc.). Moreover, the act facilitates all administrative procedures of setting up micro- and small installations: lack of any obligatory concession or reduction of formalities on connecting a micro installation to a network. What is more, according to the act, the volume of energy bought at auctions as well as its price will be set by the government.

It is assumed, that thanks to the act there will be about **250 thousands prosumers** in Poland until 2020 and the consumption of energy from renewable sources will account for 19% (currently it is approx. 12%) of the final annual energy consumption. The number of home renewable energy systems is supposed to grow also thanks to - among other above mentioned things - easier access to loans for consumers. Moreover, according to the scenario adopted by the Polish government, in 2020 Poland is supposed to be fifth in the ranking of the EU countries in terms of the number (area) of installed solar panels (after Germany, Italy, France and Spain).

In order to support producers of renewable energy from local resources, with a particular focus on a distributed generation (that is: the energy generated or stored by a variety of small, grid-connected devices), the act implements the institution of so-called **official seller**. The guarantee of energy receipt/purchase is granted to a licensed producer of energy from renewable sources which is connected to the grid. It means that a power company from the specific region is obliged to buy the energy coming either from renewable sources or from agricultural biogases. This purchase is possible at the average price of electricity from the previous calendar year.

The key drivers for the development of the renewable energy sector in Poland are:

- » Dynamic economic growth in recent years, growing number of businesses and a domestic market of 38 million consumers.
- » Growing demand for green energy due to energy policies: RES increase in final energy consumption up to 15.5% in 2020 (19.3% for electricity, 17% for heating and cooling, 10.2% for transportation fuels).
- » Obligatory reduction of the percentage of municipal biodegradable waste that is landfilled down to 35% by 2020, and building waste-to-energy plants.
- » Favorable wind conditions and a large potential for obtaining biomass and biogas.
- » Investment incentives for renewable energy producers.

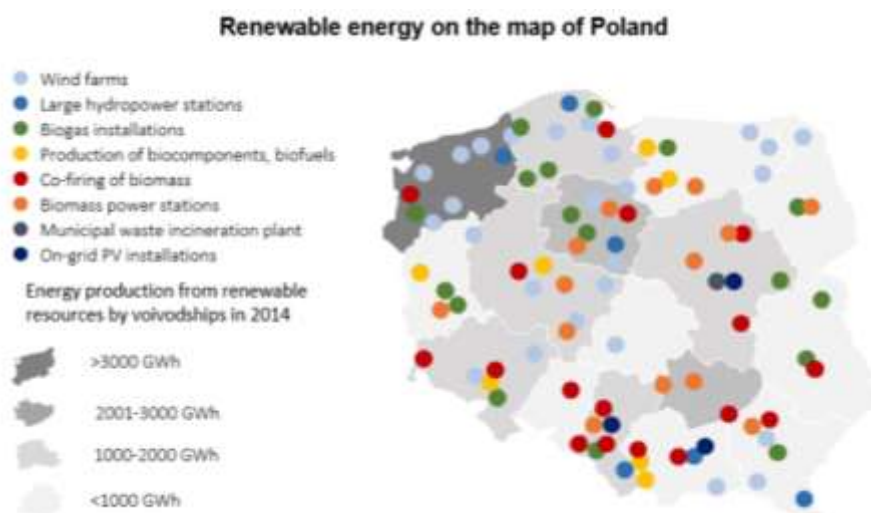
3 SOURCES OF RENEWABLE ENERGY IN POLAND

The most important **renewable energy sources** in Poland are **biofuels, liquid and solid, and wind energy**. The structure of Poland's renewable energy sources and their developmental trends are presented in the chart below, compared to the average percentage from EU-28:

RES-type	Year	Poland	EU-28
Solid-biofuels	2013	80,2%	46,3%
	2014	76,6%	44,1%
	2015	74,6%	44,6%
	2016	71,1%	44,7%
Solar	2013	0,3%	5,5%
	2014	0,4%	6,1%
	2015	0,6%	6,3%
	2016	0,7%	6,3%
Hydro	2013	2,5%	16,4%
	2014	2,3%	16,3%
	2015	1,8%	14,3%
	2016	2,0%	14,3%
Wind	2013	6,1%	10,4%
	2014	8,2%	11,0%
	2015	10,6%	12,6%
	2016	12,0%	12,4%
Biogas	2013	2,1%	7,2%
	2014	2,6%	7,6%
	2015	2,6%	7,7%
	2016	2,9%	7,9%
Liquid-biofuels	2013	8,2%	6,5%
	2014	9,2%	7,1%
	2015	9,2%	6,6%
	2016	10,2%	6,5%
Geothermal	2013	0,2%	3,0%
	2014	0,3%	3,1%
	2015	0,2%	3,1%
	2016	0,2%	3,2%
Renewable-municipal-waste	2013	0,4%	4,6%
	2014	0,5%	4,7%
	2015	0,5%	4,7%
	2016	0,9%	4,7%

Source: Central Statistical Office of Poland (www.stat.gov.pl)

When comes to the distribution of **renewable energy installations** in Poland, they are located mainly in the northern and southern part of the country. That is because of the favorable conditions there.



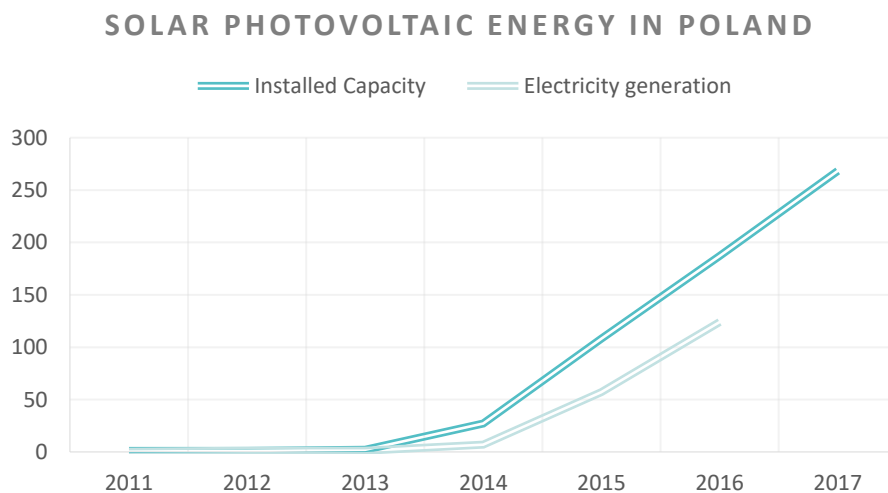
Source: Polish Information and Foreign Investment Office (www.paih.gov.pl)

3.1. SOLAR ENERGY

The EU's largest eastern nation is shifting its energy policy away from coal as environmental concerns, including **smog that blankets its biggest cities, became hot political issues**. After initially cutting green power subsidies, the government in Warsaw made a turnaround to meet the bloc's renewable targets. The move came after a **heatwave hit the country** in 2015, forcing coal-reliant power producers to slash electricity supplies to industrial users.

Solar PV (photovoltaic) can be evenly distributed throughout the country since **average solar irradiation is more or less uniform across Poland**. Northern Poland lacks coal power plants, so this part of the country in particular requires renewable electricity generation. Onshore/offshore wind energy installations already meet a part of this demand, and a contribution from utility-scale solar PV can be expected.

In 2012, the average installation size of solar PV systems was 156 kW per plant. These utility-scale solar PV plants would have an average installed capacity of about 0,5 MW by 2030. With the new **Renewable Energy Act** in Poland there will be a tendency in the next years to have smaller solar PV installations associated with distributed rooftop installations. Auction systems would support larger installations but most projects are to be deployed after 2020.



Source: <http://resourceirena.irena.org/>

In June 2018 the **Sun Investment Group**⁴ announced plans to install 250 MW of solar power in Poland, which it said represented 15% of the country's PV market. The group, along with **E-Energija**⁵ and Spain's **I+D Energias**⁶, bought 43 projects (worth € 40 million) with a total capacity of 42 megawatts. Another

⁴ <https://suninvestmentgroup.com/>

⁵ <http://e-energija.lt/>

⁶ <https://www.idenergias.com/>

Lithuanian company, **Modus Energy**⁷, plans to invest more than 50 million euros to build around 50 megawatts of photovoltaic projects. Together with **Green Genius**⁸, they energized 27 projects with 25,2 MW for green energy and more 23,2 MW are nearly ready.

Poland awarded subsidies for more than 300 megawatts at last year's auction. The country opened bidding for another 750 megawatts in 2018. The nation has potential to absorb 1 gigawatt of solar power every year, but this may not happen mainly due to banks' small experience in evaluating photovoltaic projects. According to industry stakeholders, there is an overall lack of investment confidence which results in limited deployment of renewable power capacity. The existing grid also needs to be modernized and expanded. The lack of grid capacity is one of the main barriers. In northern parts of Poland, where there are large resources available for wind and solar energy, the grid still needs to be developed.

Experts forecast that by mid-2019 the solar power from all plants in Poland will total at around 700 MW. Polish authorities responsible for the solar energy development plan to have 1 GW worth of new solar power plants by 2020.

3.2. WIND ENERGY

In Poland, the capacity of wind farms amounts to 5,8 GW, **putting Poland in 7th place in the European Union in terms of accumulated capacity**. Despite these optimistic data, the wind power industry in Poland is undergoing the largest crisis in its history. Both companies with a solid market position and smaller investors are facing the enormous problem of **oversupply of green certificates**. This causes a profitability reduction of many RES projects, wind farms included. The situation was additionally worsened by the Wind Farm Act coming into effect. On the one hand, it completely blocked the possibility for future development of wind power based on quiet, modern and efficient wind turbines. And on the other hand it significantly increased the burden of property tax due to the inclusion of technical elements of wind turbines in the definition of building structure.

Currently, the clear leader in Poland in terms of wind farm capacity is West Pomeranian (Zachodniopomorskie) province, benefitting from the Baltic Sea winds (almost 1.5 GW of installed capacity in wind farms), with Greater Poland (Wielkopolskie– 687 MW) and Pomerania (Pomorskie – 685 MW) second and third. The distribution of wind energy installations in Poland is unequal, mainly because of the different conditions of regions.

⁷ <https://www.modusenergy.com/>

⁸ <https://greengenius.eu/>

Number of installations and wind power capacity in Poland (at the end of 2016)

Province	Number of installations	Capacity (MW)
Zachodniopomorskie	98	1477,2
Wielkopolskie	218	686,8
Pomorskie	56	684,9
Kujawsko-pomorskie	296	592,6
Łódzkie	219	579,8
Mazowieckie	98	378,8
Warmińsko-mazurskie	43	353,6
Podlaskie	28	197,3
Lubuskie	14	192,0
Dolnośląskie	13	176,4
Podkarpackie	25	152,9
Opolskie	11	138,2
Lubelskie	10	134,9
Śląskie	29	33,1
Świętokrzyskie	22	22,3
Małopolskie	13	6,7
TOTAL	1193	5807,4

Source: The Polish Wind Energy Association (<http://psew.pl/en/>)

Number of installations and wind power capacity in Poland
(at the end of 2016)



Powered by Bing
© GeoNames

The Polish Wind Energy Association estimates the potential of wind energy on land in Poland at over 12 GW. On the other hand, in the Baltic Sea, after the redevelopment of the maritime plan, 12 to 14 GW could be created. The energy generated by wind farms on land and, in the future, at sea can cover part of the gap created after switching off the consumed conventional power. This will increase the energy security of the country and reduce the need to import energy. Wind sources will also provide cheaper energy needed for the further development of the Polish economy. Land wind energy, which is the cheapest technology for electricity production today, has a special role to play and might not require support soon, according to Janusz Gajowiecki, president of PWEA.

The European Investment Bank has been financing Polish projects at the level of 4-5 billion euros per year in recent years. According to Piotr Michałowski, director of the Warsaw office of the EIB, in 2019, EIB support will be similar. The country makes great use of the instrument, Poland has only 2% shares in the EIB's capital, but the share of all Polish projects in the total EIB investment portfolio is almost 7%.

3.3. BIOGAS ENERGY

With a population of 38 million, Gross Domestic Product (GDP) growing at 3.9%, almost half of all land used for agriculture and being a net energy importer, Poland has the feedstock, workforce, growing economy, and commitment to environmentally sustainable growth needed to **foster a thriving biogas sector**. Agricultural biogas plants in particular, supported by a new energy auction, are expected to drive biogas growth in Poland.

There are currently 301 digesters with a total installed capacity of 234 MW operating in Poland. There is a fairly even distribution of plants running on wastewater/sewage, agricultural (by)products/residues, and landfill gas. The average installed capacity is less than 1 MW, with agricultural plants tending to be bigger than sewage and landfill-gas plants. There are no known plants that upgrade biogas to biomethane in Poland.

Feedstocks for agricultural digesters in Poland constitute manure (25%), fruit and vegetable residue (20%), distillery waste (18%), maize silage (17%), and beet pulp (8%).

<i>Type of biogas plant</i>	Number of plants	Installed capacity (MW)
<i>Sewage treatment plant</i>	107	66.110
<i>Agricultural</i>	95	103.234
<i>Landfill</i>	97	62.919
<i>Others</i>	2	1.704
Total	301	234

Source: World Biogas Association (<http://www.worldbiogasassociation.org/>)

The Polish economy needs energy and waste infrastructure to support its growth and abide by its greenhouse gas and waste management commitments. There is currently the potential to produce 2 billion m³ of biogas or 1421 MW from waste streams: livestock manure (cows, pigs and poultry), sewage

sludge, and food waste. The current installed capacity is only 16% of current potential, meaning there is potential for the sector to grow six fold if all waste feedstocks become available and opportunities are taken from energy crops and crop residues. Waste-based electricity production can power 2.3 million Polish homes every year, equivalent to 17% of all households.

Total natural gas consumption in Poland is 17.66 billion m³ (2014), waste-based biogas can substitute 11% of this. Of the 347 landfills accepting municipal waste, 303 capture landfill gas, though only around 100 produce energy from it. Landfill gas is primarily released directly into the atmosphere or flared. There are also 1,978 illegal dumps in Poland. Therefore, there is huge potential in the waste management sector for reduction in landfill gas emissions and conversion of this gas into energy. There is an estimated potential of 5 billion m³ of biogas in Poland, of which 1.7 billion m³ could come from agricultural waste products.

3.4. BIOMASS ENERGY

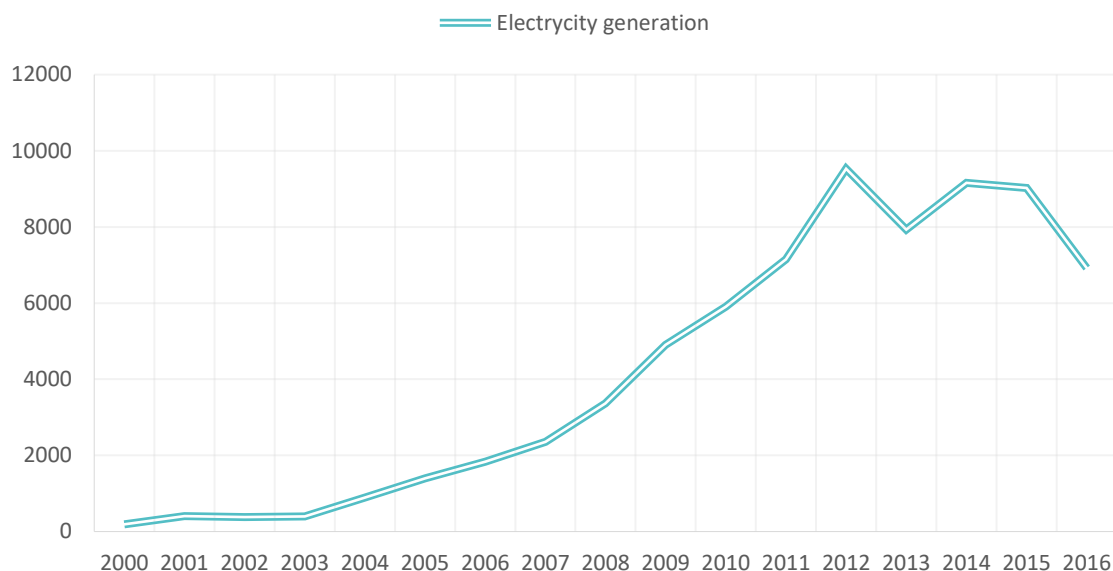
Biomass is widely available in Poland and has a **large potential for development due to surplus straw, which is a by-product of the developed agricultural industry.** In Poland about 60% of all land is agricultural land, of which 40% is arable land (almost 14 million hectares). This means that **biomass supply is high.** Generating energy by burning solid fuels such as wood and straw are of great interest, as energetic biomass resources in Poland have been estimated at about 30 million tons per year:

- » 9 Mt – wood and wood waste from the forests and orchards
- » 8 Mt – cereals straw
- » 6 Mt – various types of biowaste
- » and other materials (usually not often used)

The biggest mass of biomaterial available in Poland are animal feces: 80 Mt of manure and 20 Mt of slurry. However, these materials are not usually considered as the renewable energy and treated rather as problematic, agricultural waste.

For developments in the field, introduction of new technologies is necessary (anaerobic digestion, composting, pyrolysis, etc.) which will decrease the negative impact of biowaste on the environment as well as for research on new sources of cheap biomass (i.e. maize straw, algae, etc.).

BIOMASS ENERGY IN POLAND



Source: International Renewable Energy Agency (<http://resourceirena.irena.org>)

4 MARKET POSSIBILITIES FOR FLEMISH COMPANIES

An investment in renewable energy is a quite complex and advanced undertaking, from the technical, logistic, economic, legal and linguistic point of view. Depending on the type of RES (technology, the type of energy generated), the amount as well as the region of location of the future investment, administrative and legal procedures may differ significantly. Each investment requires several permits, decisions and agreements with competent administrative authorities.

An investment process may be divided into three basic stages:

- » developer stage
- » RES unit construction stage
- » operational stage

The developer stage is the most advanced one in terms of formal and legal procedures. It consists mainly of:

- » land acquisition – decision about location
- » decision on environmental conditions of approval of a project
- » building permits

...which is followed by obtaining a concession or a registration for carrying out a business activity consisting of the generation of energy from renewable sources⁹. Aid for conventional and renewable energy projects is possible under various structural funds and EU programs¹⁰.

There are a lot of enterprises, both foreign and domestic, investing in renewables in Poland. The most active foreign investors are Vortex, EDP, RWE, E.ON, CEZ, GDF Suez, Mitsui & J.Power, Acciona (wind farms), Dalkia (biomass combustion), Poldanor, AXZON Group (biogas plants). There are also Polish players, e.g. Enea, Energa, Tauron and PGE.

Poland is also gradually becoming an attractive destination for investments in manufacturing of devices used in energy generation. There are estimated to be more than 200 production companies working for the renewable energy sector (Institute for Renewable Energy data).

Poland's Energy Policy project was announced by Deputy Minister of Energy Grzegorz Tobiszowski and will allow the country to meet its obligations to the EU. New renewable energy sources, including wind farms in the Baltic Sea and new photovoltaic farms, will be introduced in the country's energy mix. The energy resort calculates that renewable energy already in operation in Poland, including those under construction after the auction carried out in 2018 and planned in 2019, will give a total of 13.7 GW.

5 USEFUL LINKS & CONTACTS

5.1. SEARCHING AND BIDDING FOR A PUBLIC CONTRACT

This information was taken from <https://europa.eu/>

The procedure for bidding for a public tender varies depending on the type of contract and the contract value. The standard way of awarding contracts is through competitive tendering. Within competitive tendering there are different types of procurement procedures.

Search for a public tender

The value of the contract, and for tenders below certain thresholds (lower value tenders), the place where the buyer is located dictates where the tender is published.

» Tenders covered by EU rules

For higher value tenders, public authorities are obliged to publish notices on the Tenders Electronic Daily (TED) portal. Basic information is published in the 24 official EU languages but the full procurement notices only need to be published in one official EU language.

⁹ <http://www.pigeo.org.pl/>

¹⁰ <https://www.funduszeuropejskie.gov.pl/strony/wiadomosci/unijne-pieniadze-dla-kolejnych-projektow-z-sektora-energetyki/>

» **Tenders not covered by EU rules**

For lower value tenders, the public authority that launches the tender usually only publishes it on their national public procurement portals. If you are interested in taking part in these tenders you will have to monitor the portals of the countries that interest you. You can also register for alerts, when available.

» **Tenders from EU institutions**

Mid-value and higher value tenders from EU institutions, agencies or other bodies are published on the Tenders Electronic Daily (TED) portal. All notices from the EU institutions are published in full in the official EU languages.

The TED portal can be found here:

- » <https://ted.europa.eu/>

Other places for public bidding in Poland are:

- » <http://i-przetargi.com.pl/https://bzp.pl/>
» <https://www.srodowisko.pl/>
» <https://swpp2.gkpge.pl/>

5.2. RENEWABLE ENERGY ASSOCIATIONS IN POLAND

POLSKA IZBA BIOMASY (POLISH CHAMBER OF BIOMASS)

Address ul. Chmielna 100, 00-801 **Warsaw**
Phone +48 661 069 027
E-mail biuro@biomasa.org.pl
Website <http://www.biomasa.org.pl>

POLSKA IZBA BIOPALIW (POLISH CHAMBER OF BIOFUELS)

Address ul. Grzybowska 2 lok. 49, 00-131 **Warsaw**
Phone +48 22 436 06 11
E-mail info@kib.pl
Website www.kib.pl

POLSKA IZBA GOSPODARCZA ENERGII ODNAWIALNEJ (POLISH ECONOMIC CHAMBER OF RENEWABLE ENERGY)

Address ul. Gotarda 9, 02-683 **Warsaw**
Phone +48 22 548 49 99
E-mail pigeo@pigeo.pl
Website www.pigeo.pl

STOWARZYSZENIE ENERGII ODNAWIALNEJ (POLISH ASSOCIATION OF RENEWABLE ENERGY)

Address Krucza 41/43 lok. 68, 00-525 **Warsaw**
Phone +48 22 251 21 21
E-mail biuro@seo.org.pl
Website <http://www.seo.org.pl/>

5.3. IMPORTANT EVENTS

EFE – INTERNATIONAL FAIR FOR ENERGY EFFICIENCY IN INDUSTRY

Venue Targi w Krakowie
Address ul. Galicyjska 9, 31-586 **Kraków**
Website <http://www.efekrakow.pl/pl/>
Next edition 2-3 October 2019

ENERGETAB – TRADE FAIR FOR POWER INDUSTRY

Venue Ziađ Bielsko-Biała
Address al. Armii Krajowej 220, 43-316 **Bielsko-Biała**
Website www.energetab.pl
Next edition 2020

ENEX – NEW ENERGY FAIR

Venue Targi Kielce Exhibition & Congress Centre
Address ul. Zakładowa 1, 25-672 **Kielce**
Website <http://targikielce.pl/pl/enex.htm>
Next edition 26-27 February 2020

EXPO-GAS

Venue Targi Kielce Exhibition & Congress Centre
Address ul. Zakładowa 1, 25-672 **Kielce**
Website <http://targikielce.pl/>
Next edition 2021

GREEN POWER – INTERNATIONAL RENEWABLE ENERGY FAIR

Venue Poznań International Fair Ltd
Address ul. Głogowska 14, 60-734 **Poznań**
Website <http://greenpower.mtp.pl/>
Next edition 2020

POL ECO SYSTEM – ENVIRONMENTAL PROTECTION FAIR

Venue Poznań International Fair Ltd
Address ul. Głogowska 14, 60-734 **Poznań**
Website www.polecosystem.pl
Next edition 9-11 October 2019

RENEXPO POLAND – INTERNATIONAL FAIR FOR RENEWABLE ENERGY AND ENERGY EFFICIENCY

Venue Warsaw Centre Expo XXI
Address ul. Prądzyńskiego 12/14, 01-222 **Warsaw**
Website <http://www.renexpo-warsaw.com/>
Next edition unknown

5.4. COMPANIES

CEZ POLSKA SP. Z O.O.

Address al. Jerozolimskie 63, 00-697 **Warsaw**
Phone +48 22 218 01 01
E-mail biuro.zarzadu@cezpolska.pl
Website <http://www.cezpolska.pl/>

E.ON ENERGIE ODNAWIALNE SP. Z O.O.

Address Plac Rodła 8, pok. 2003, 70-419 **Szczecin**
Phone +48 91 359 42 81
E-mail info.szczecin@eon.com
Website <https://www.eon.pl/>

GDF SUEZ ENERGIA POLSKA S.A.

Address Zawada 26, 28-230 **Połaniec**
Phone +48 15 865 67 01
Website www.gdfsuez-energia.pl

INNOGY POLSKA S.A.

Address ul. Włodarzewska 68, 02-384 **Warsaw**
Phone +48 22 821 46 46
Website <https://www.innogy.pl/>

VEOLIA ENERGIA POLSKA S.A.

Address ul. Puławska 2, 02-566 **Warsaw**
Phone +48 22 568 81 00
Website www.veolia.pl

VORTEX ENERGY POLSKA SP. Z O.O.

Address Plac Rodła 8, 70-419 **Szczecin**
Phone +48 91 431 53 80
E-mail office@vortex-energy.pl
Website [http://vortex-energy.p](http://vortex-energy.pl)

Disclaimer

The information in this publication is provided for background information that should enable you to get a picture of the subject treated in this document. It is collected with the greatest care based on all data and documentation available at the moment of publication. Thus this publication was never intended to be the perfect and correct answer to your specific situation. Consequently it can never be considered a legal, financial or other specialized advice. Flanders Investment & Trade (FIT) accepts no liability for any errors, omissions or incompleteness, and no warranty is given or responsibility accepted as to the standing of any individual, firm, company or other organization mentioned.

Date of publication: June 2019