

May 17, 2022

Subject: Report on Accidental Overdose Deaths

The enclosed report provides preliminary data of accidental overdose deaths in the City and County of San Francisco from January 1, 2021, to April 30, 2022. The preliminary number of accidental overdose deaths in April 2022 is 49.

The reports are published by the Office of the Chief Medical Examiner (OCME), Forensic Laboratory Division, to comply with local and state reporting guidelines and further OCME's mission to provide neutral data to inform policymakers. Please note, these results are preliminary as of testing to May 11, 2022, and are subject to change as the OCME finalizes the manner and cause of each death. These reports are not intended to replace other death statistics within the City that rely on finalized death certificates.

Pertinent for accurate use of these reports is understanding the source of the data and its subsequent summarization process. Decedent demographic and case information were obtained from the OCME case management system. Additionally, specific details from investigator narratives, forensic toxicology results, and where available, preliminary autopsy findings, were utilized. Collected demographic information included race, gender, age, fixed address status, and locations of residence and death.

Due to their significance in accidental overdose deaths, the reported drugs for open cases were specific to fentanyl, heroin, medicinal opioids, methamphetamine and cocaine. Their detection in blood was captured to best determine relevance in each case. Medicinal opioid-positive cases required the presence of codeine, hydrocodone, oxycodone, morphine, hydromorphone, oxymorphone, buprenorphine, tramadol, and/or methadone. Heroin-likely determination was more closely evaluated, requiring the presence of specific heroin markers in blood or urine, expected morphine to codeine ratios, and/or case details consistent with heroin use. Closed casework included any drug-involved accidental overdose where the death has been certified.

Sincerely,

A handwritten signature in blue ink, appearing to read "Luke N. Rodda".

Luke N. Rodda, Ph.D. MRACI CChem
Chief Forensic Toxicologist and Director, Forensic Laboratory Division

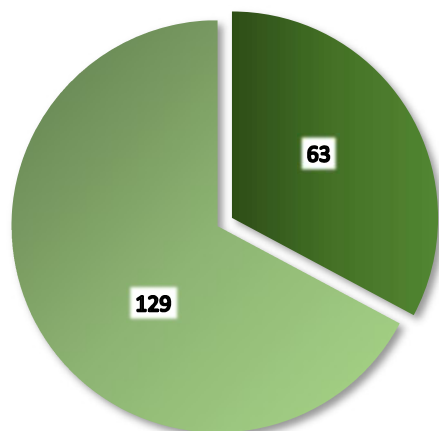
cc: Office of the City Administrator
enclosures: Preliminary Accidental Drug Overdose Data Reports for January 2022 through April 2022
Preliminary Accidental Drug Overdose Data Reports for January 2021 through December 2021

**Preliminary Accidental Drug Overdose Data Reports for
January 2022 through April 2022**



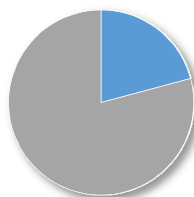
Preliminary Accidental Drug Overdose Data Report
as of testing to May 11, 2022

JAN-APR 2022



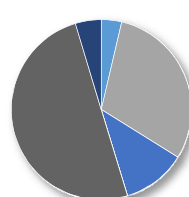
32.81% ■ Acc. Overdoses Open
67.19% ■ Acc. Overdoses Closed

Gender



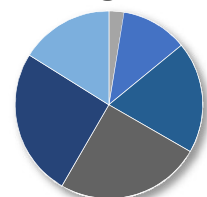
21% ■ Female
79% ■ Male

Race



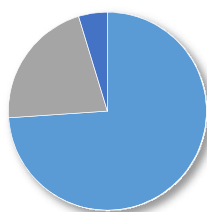
4% ■ Asian
30% ■ Black
11% ■ Latinx
0% ■ Native American
50% ■ White
5% ■ Other/Unknown

Age



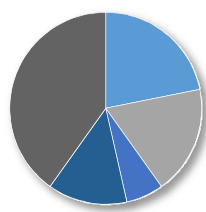
0% ■ <15
11% ■ 15-24
25% ■ 25-34
16% ■ 35-44
19% ■ 45-54
26% ■ 55-64
3% ■ >=65

Fixed Address



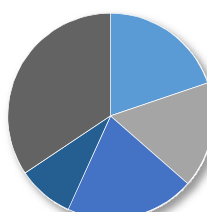
74% ■ Yes (see residence)
21% ■ No
5% ■ Unknown

Residence



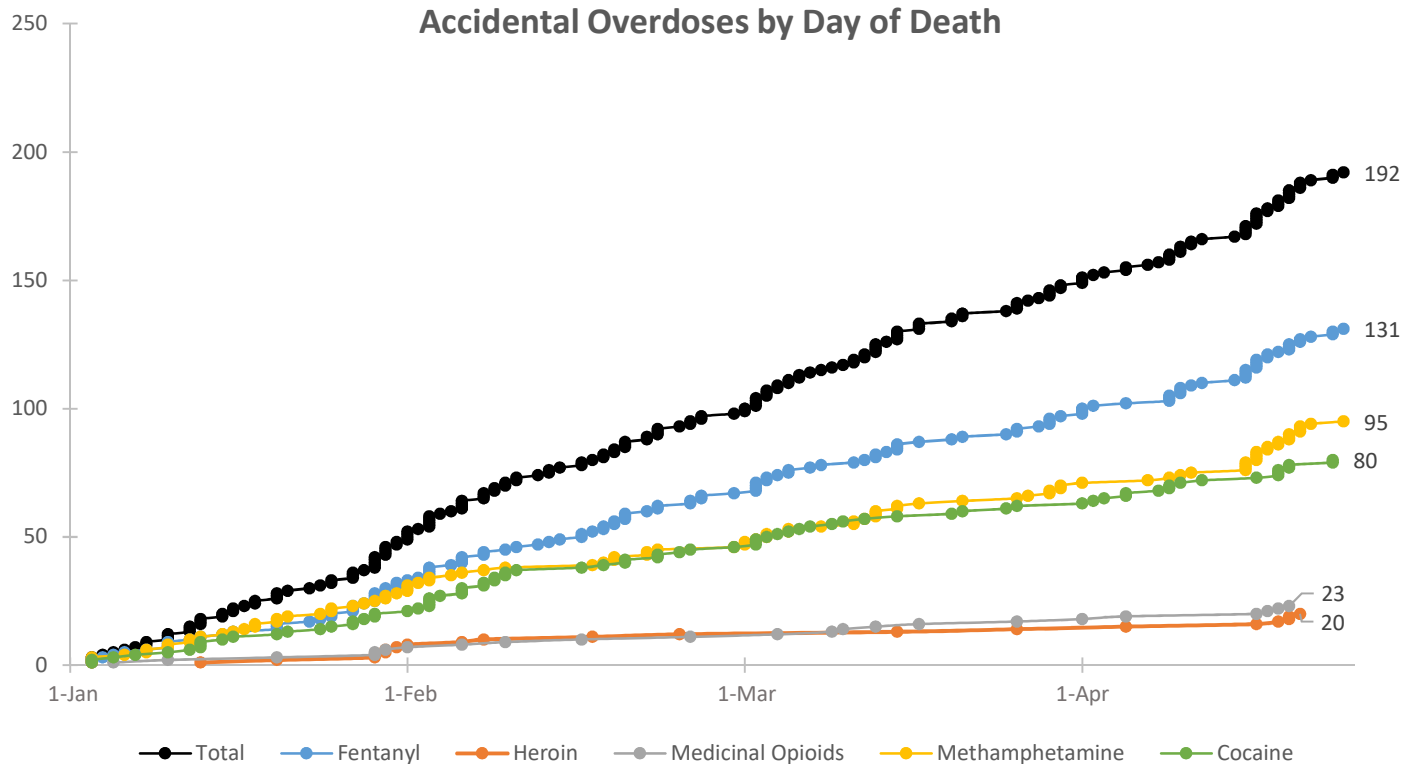
22% ■ Tenderloin (94102)
18% ■ SOMA (94103)
6% ■ Inner Mission (94110)
13% ■ Nob Hill (94109)
40% ■ Others

Location of Death



20% ■ Tenderloin (94102)
17% ■ SOMA (94103)
20% ■ Nob Hill (94109)
9% ■ Inner Mission (94110)
34% ■ Others

Accidental Overdoses by Day of Death



"Acc. Overdoses Open" cases do not have a final cause and manner of death classification; "Acc. Overdoses Closed" cases have a final cause and manner of death classification.

"No fixed address" denotes community members who may be experiencing homelessness.

"Residence" denotes address where decedent lived; "Location of Death" denotes the location where death was declared. For "Residence" and "Location of Death", the 4 most affected neighborhoods are represented, the "Others" category refers to all other zip codes within the City and County of San Francisco and any of out county residences.

"Gender" refers to gender at time of death.

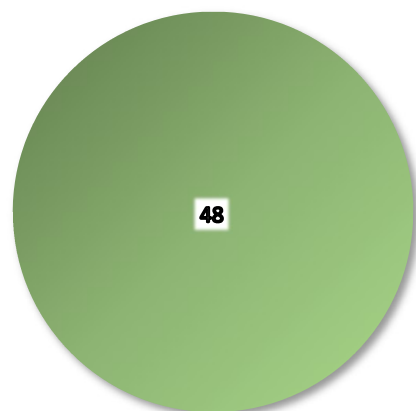
"Total Deaths" denotes Accidental Overdoses where one or more drugs contribute to the cause of death; however, every point for each drug series is inclusive, but not necessarily exclusive, of that drug. "Total deaths" represents all accidental overdoses including ones for drugs not specified above.

PLEASE NOTE THIS DATA IS PRELIMINARY INFORMATION AND SUSCEPTIBLE TO CHANGE



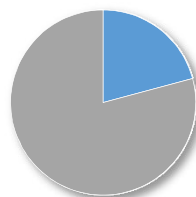
Preliminary Accidental Drug Overdose Data Report
as of testing to May 11, 2022

JANUARY 2022



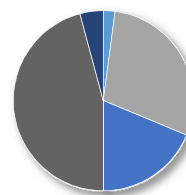
0.00% ■ Acc. Overdoses Open
100.00% ■ Acc. Overdoses Closed

Gender



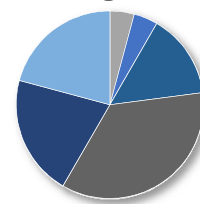
21% ■ Female
79% ■ Male

Race



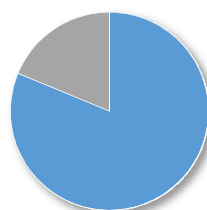
2% ■ Asian
29% ■ Black
19% ■ Latinx
0% ■ Native American
46% ■ White
4% ■ Other/Unknown

Age



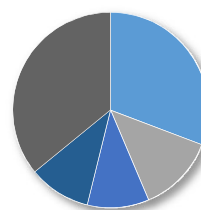
0% ■ <15
4% ■ 15-24
4% ■ 25-34
35% ■ 35-44
21% ■ 45-54
21% ■ >=65

Fixed Address



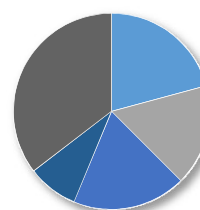
81% ■ Yes (see residence)
19% ■ No
0% ■ Unknown

Residence



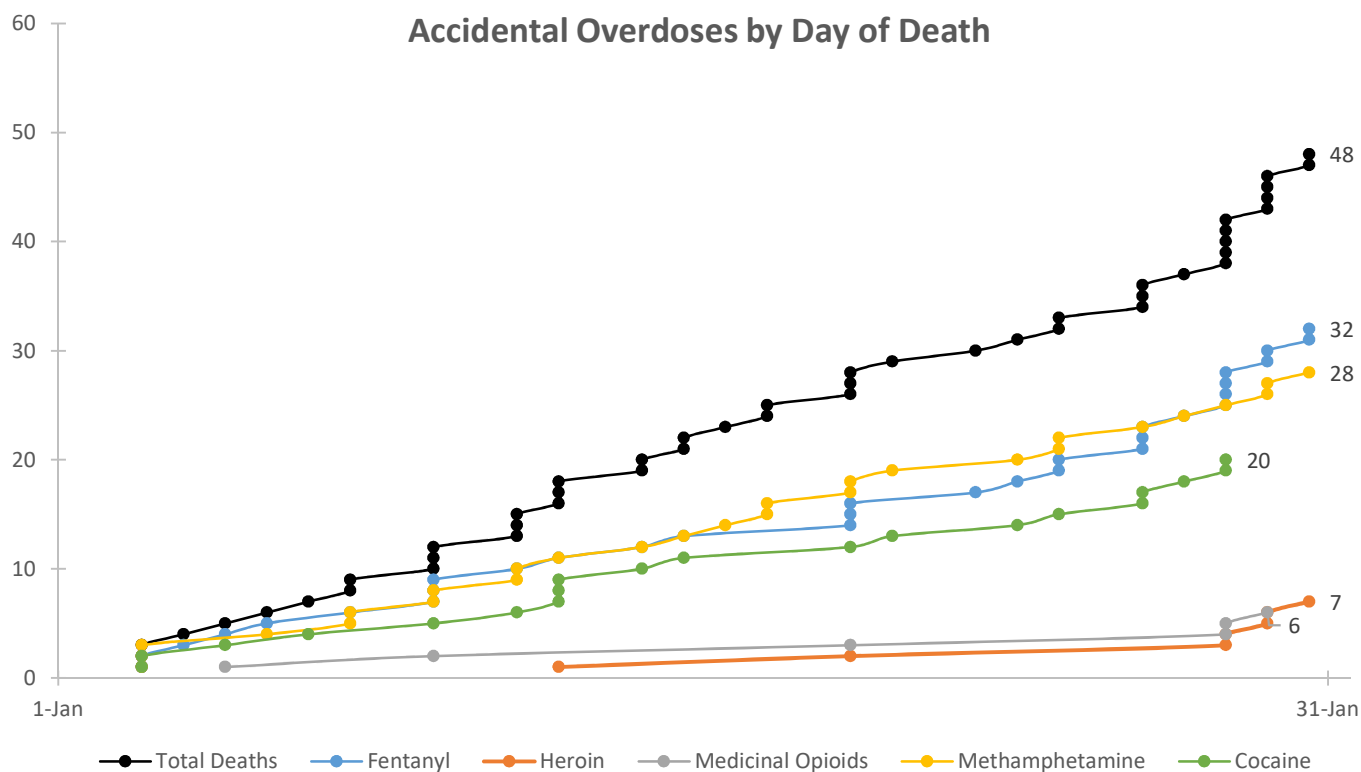
31% ■ Tenderloin (94102)
13% ■ SOMA (94103)
10% ■ Inner Mission (94110)
10% ■ Polk/Russian Hill (94109)
36% ■ Others

Location of Death



21% ■ Tenderloin (94102)
17% ■ SOMA (94103)
19% ■ Polk/Russian Hill (94109)
8% ■ Inner Mission (94110)
35% ■ Others

Accidental Overdoses by Day of Death



"Acc. Overdoses Open" cases do not have a final cause and manner of death classification; "Acc. Overdoses Closed" cases have a final cause and manner of death classification.

"No fixed address" denotes community members who may be experiencing homelessness.

"Residence" denotes address where decedent lived; "Location of Death" denotes the location where death was declared. For "Residence" and "Location of Death", the 4 most affected neighborhoods are represented, the "Others" category refers to all other zip codes within the City and County of San Francisco and any of out county residences.

"Gender" refers to gender at time of death.

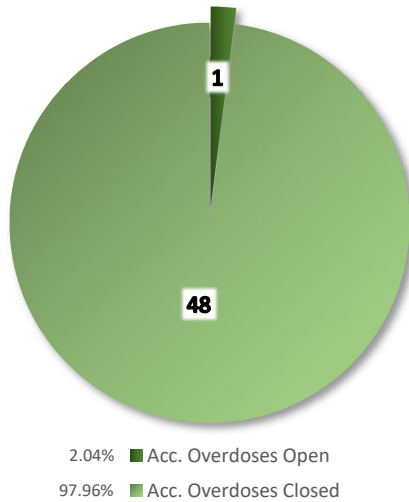
"Total Deaths" denotes Accidental Overdoses where one or more drugs contribute to the cause of death; however, every point for each drug series is inclusive, but not necessarily exclusive, of that drug. "Total deaths" represents all accidental overdoses including ones for drugs not specified above.

PLEASE NOTE THIS DATA IS PRELIMINARY INFORMATION AND SUSCEPTIBLE TO CHANGE

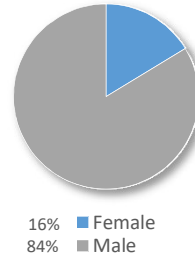


Preliminary Accidental Drug Overdose Data Report
as of testing to May 11, 2022

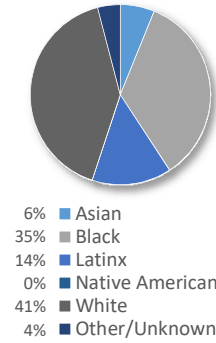
FEBRUARY 2022



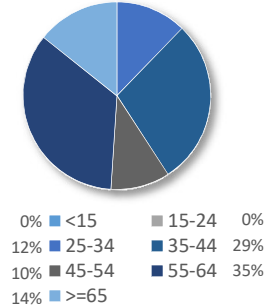
Gender



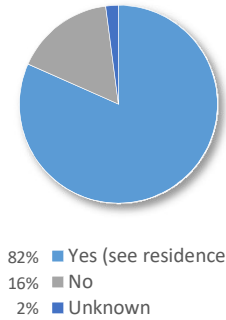
Race



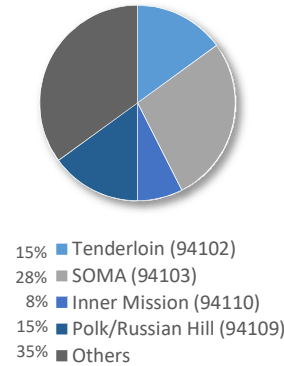
Age



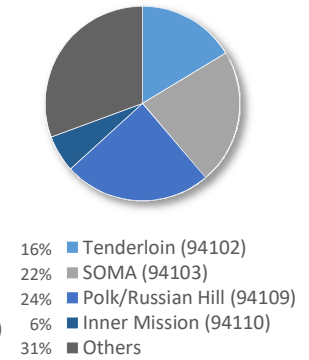
Fixed Address



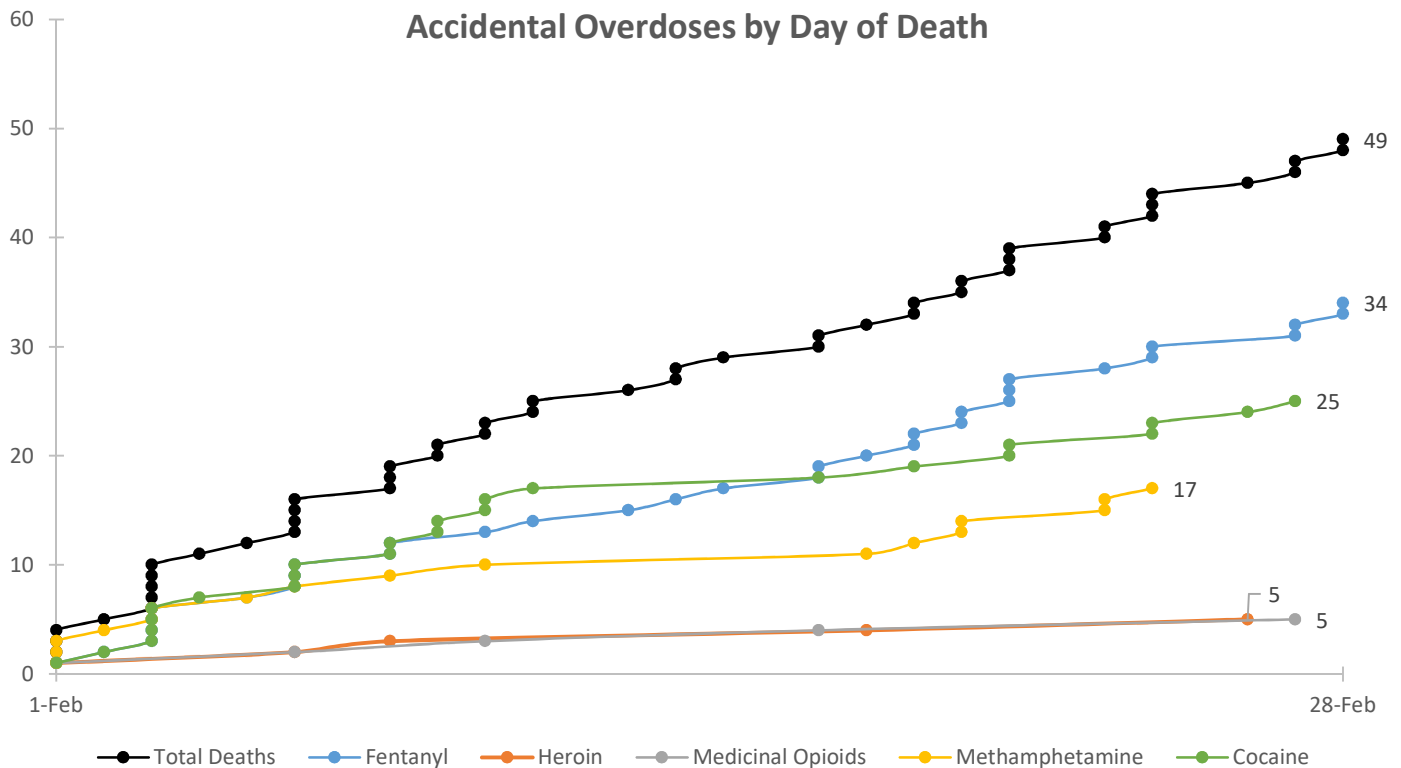
Residence



Location of Death



Accidental Overdoses by Day of Death



"Acc. Overdoses Open" cases do not have a final cause and manner of death classification; "Acc. Overdoses Closed" cases have a final cause and manner of death classification.

"No fixed address" denotes community members who may be experiencing homelessness.

"Residence" denotes address where decedent lived; "Location of Death" denotes the location where death was declared. For "Residence" and "Location of Death", the 4 most affected neighborhoods are represented, the "Others" category refers to all other zip codes within the City and County of San Francisco and any of out county residences.

"Gender" refers to gender at time of death.

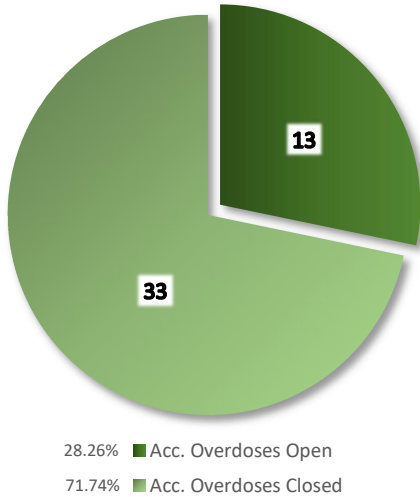
"Total Deaths" denotes Accidental Overdoses where one or more drugs contribute to the cause of death; however, every point for each drug series is inclusive, but not necessarily exclusive, of that drug. "Total deaths" represents all accidental overdoses including ones for drugs not specified above.

PLEASE NOTE THIS DATA IS PRELIMINARY INFORMATION AND SUSCEPTIBLE TO CHANGE

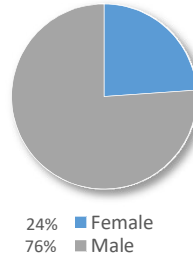


Preliminary Accidental Drug Overdose Data Report
as of testing to May 11, 2022

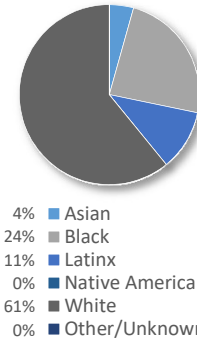
MARCH 2022



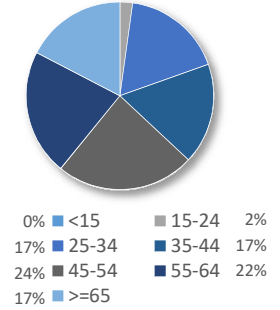
Gender



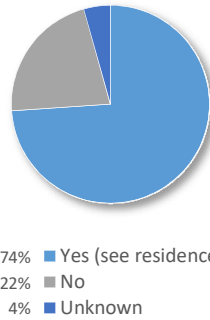
Race



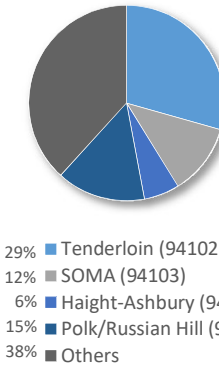
Age



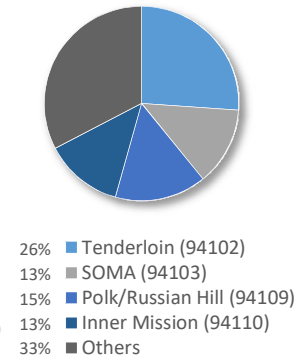
Fixed Address



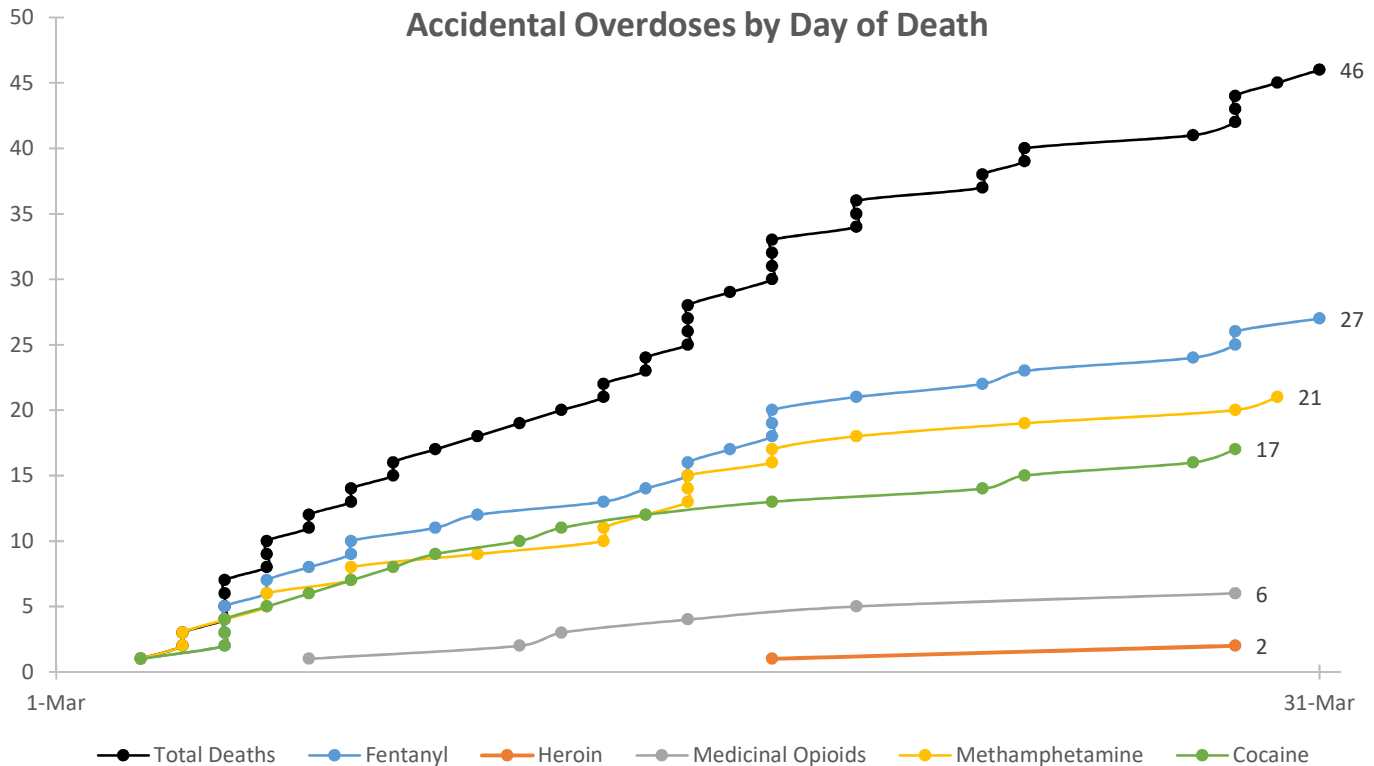
Residence



Location of Death



Accidental Overdoses by Day of Death



"Acc. Overdoses Open" cases do not have a final cause and manner of death classification; "Acc. Overdoses Closed" cases have a final cause and manner of death classification.

"No fixed address" denotes community members who may be experiencing homelessness.

"Residence" denotes address where decedent lived; "Location of Death" denotes the location where death was declared. For "Residence" and "Location of Death", the 4 most affected neighborhoods are represented, the "Others" category refers to all other zip codes within the City and County of San Francisco and any of out county residences.

"Gender" refers to gender at time of death.

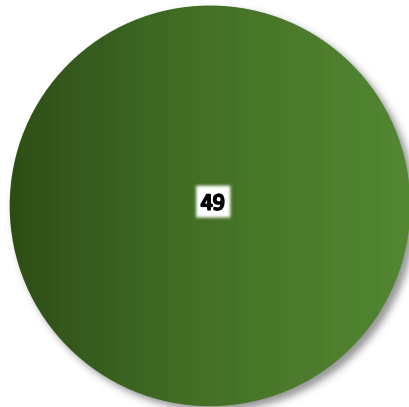
"Total Deaths" denotes Accidental Overdoses where one or more drugs contribute to the cause of death; however, every point for each drug series is inclusive, but not necessarily exclusive, of that drug. "Total deaths" represents all accidental overdoses including ones for drugs not specified above.

PLEASE NOTE THIS DATA IS PRELIMINARY INFORMATION AND SUSCEPTIBLE TO CHANGE

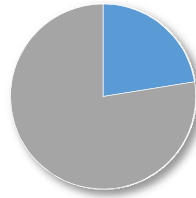


Preliminary Accidental Drug Overdose Data Report
as of testing to May 11, 2022

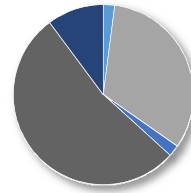
APRIL 2022



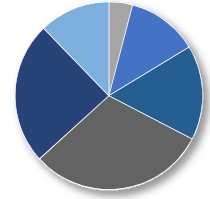
Gender



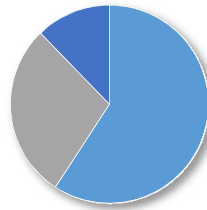
Race



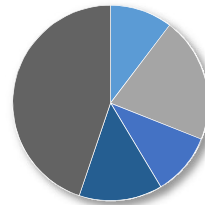
Age



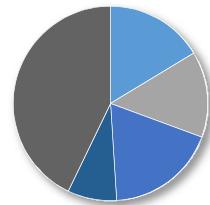
Fixed Address



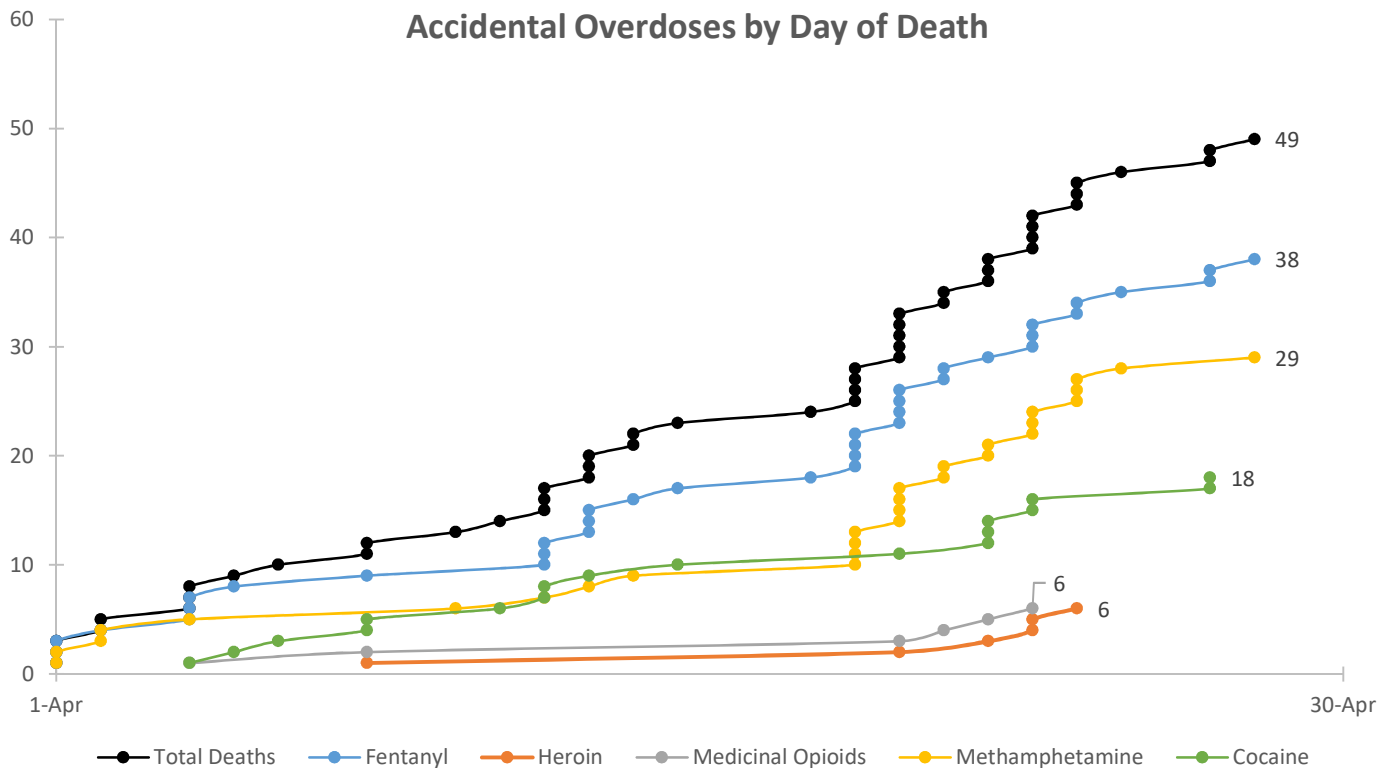
Residence



Location of Death



Accidental Overdoses by Day of Death



"Acc. Overdoses Open" cases do not have a final cause and manner of death classification; "Acc. Overdoses Closed" cases have a final cause and manner of death classification.

"No fixed address" denotes community members who may be experiencing homelessness.

"Residence" denotes address where decedent lived; "Location of Death" denotes the location where death was declared. For "Residence" and "Location of Death", the 4 most affected neighborhoods are represented, the "Others" category refers to all other zip codes within the City and County of San Francisco and any of out county residences.

"Gender" refers to gender at time of death.

"Total Deaths" denotes Accidental Overdoses where one or more drugs contribute to the cause of death; however, every point for each drug series is inclusive, but not necessarily exclusive, of that drug. "Total deaths" represents all accidental overdoses including ones for drugs not specified above.

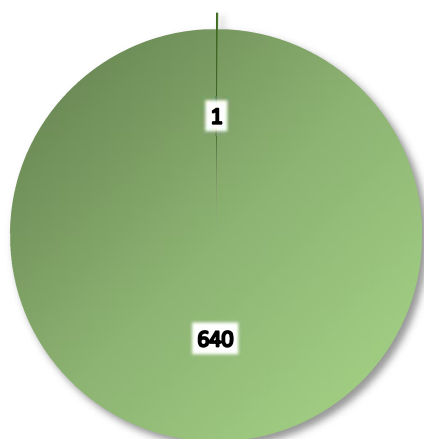
PLEASE NOTE THIS DATA IS PRELIMINARY INFORMATION AND SUSCEPTIBLE TO CHANGE

**Preliminary Accidental Drug Overdose Data Reports for
January 2021 through December 2021**



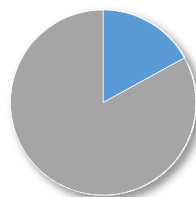
Preliminary Accidental Drug Overdose Data Report
as of testing to May 11, 2022

JAN-DEC 2021



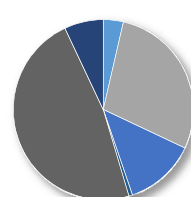
0.16% ■ Acc. Overdoses Open
99.84% ■ Acc. Overdoses Closed

Gender



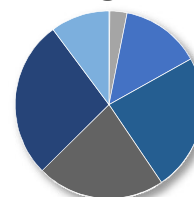
17% ■ Female
83% ■ Male

Race



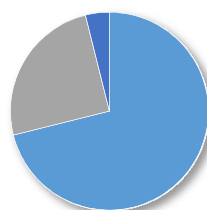
4% ■ Asian
28% ■ Black
13% ■ Latinx
1% ■ Native American
48% ■ White
7% ■ Other/Unknown

Age



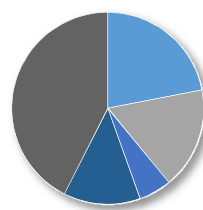
0% ■ <15
14% ■ 15-24
22% ■ 25-34
10% ■ 35-44
27% ■ 45-54
10% ■ 55-64
3% ■ >=65

Fixed Address



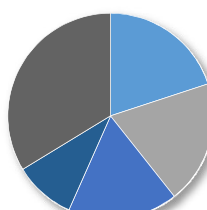
71% ■ Yes (see residence)
25% ■ No
4% ■ Unknown

Residence



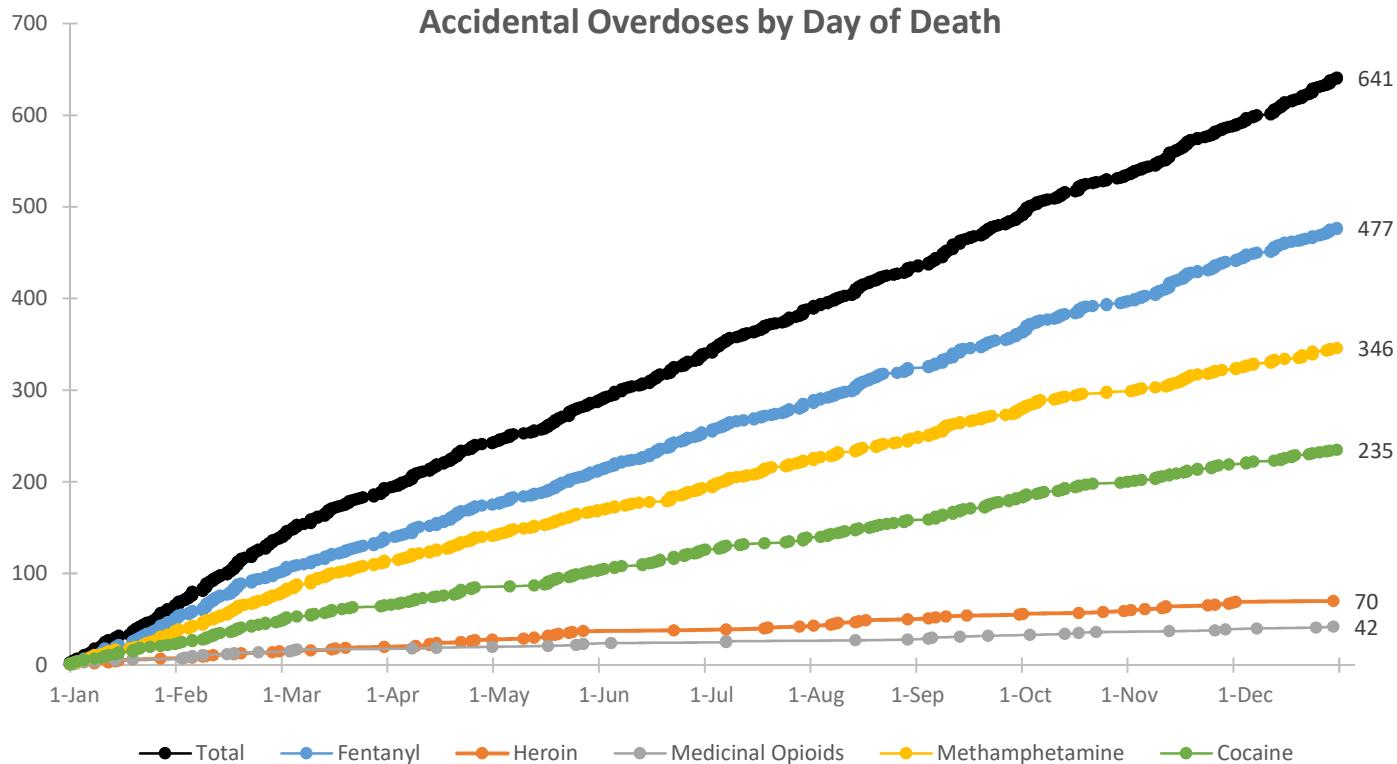
22% ■ Tenderloin (94102)
17% ■ SOMA (94103)
5% ■ Inner Mission (94110)
13% ■ Nob Hill (94109)
43% ■ Others

Location of Death



20% ■ Tenderloin (94102)
19% ■ SOMA (94103)
17% ■ Nob Hill (94109)
10% ■ Inner Mission (94110)
34% ■ Others

Accidental Overdoses by Day of Death



"Acc. Overdoses Open" cases do not have a final cause and manner of death classification; "Acc. Overdoses Closed" cases have a final cause and manner of death classification.

"No fixed address" denotes community members who may be experiencing homelessness.

"Residence" denotes address where decedent lived; "Location of Death" denotes the location where death was declared. For "Residence" and "Location of Death", the 4 most affected neighborhoods are represented, the "Others" category refers to all other zip codes within the City and County of San Francisco and any of out county residences.

"Gender" refers to gender at time of death.

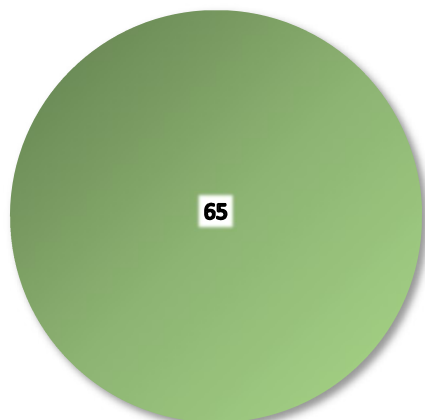
"Total Deaths" denotes Accidental Overdoses where one or more drugs contribute to the cause of death; however, every point for each drug series is inclusive, but not necessarily exclusive, of that drug. "Total deaths" represents all accidental overdoses including ones for drugs not specified above.

PLEASE NOTE THIS DATA IS PRELIMINARY INFORMATION AND SUSCEPTIBLE TO CHANGE



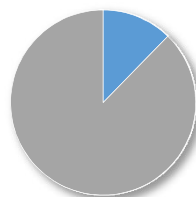
Preliminary Accidental Drug Overdose Data Report
as of testing to May 11, 2022

JANUARY 2021



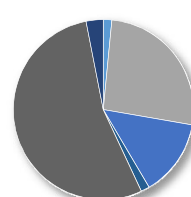
0.00% ■ Acc. Overdoses Open
100.00% ■ Acc. Overdoses Closed

Gender



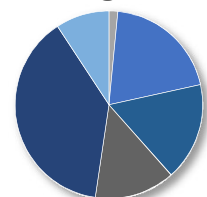
12% ■ Female
88% ■ Male

Race



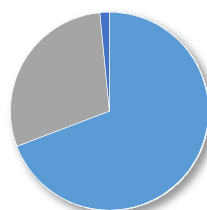
2% ■ Asian
26% ■ Black
14% ■ Latinx
2% ■ Native American
54% ■ White
3% ■ Other/Unknown

Age



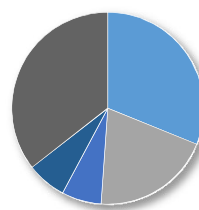
0% ■ <15
2% ■ 15-24
20% ■ 25-34
17% ■ 35-44
14% ■ 45-54
38% ■ 55-64
9% ■ >=65

Fixed Address



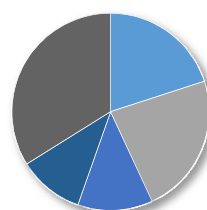
69% ■ Yes (see residence)
29% ■ No
2% ■ Unknown

Residence



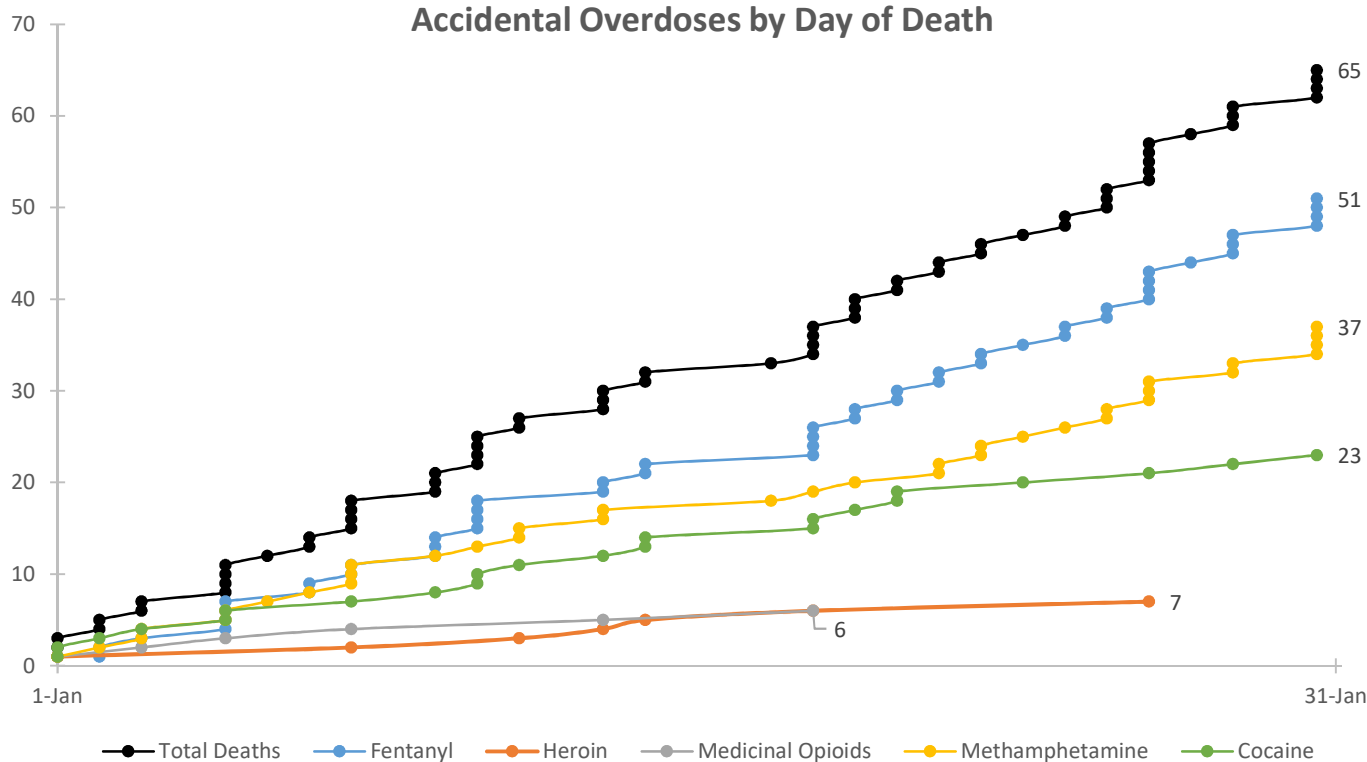
31% ■ Tenderloin (94102)
20% ■ SOMA (94103)
7% ■ Inner Mission (94110)
7% ■ Japantown (94115)
36% ■ Others

Location of Death



20% ■ Tenderloin (94102)
23% ■ SOMA (94103)
12% ■ Nob Hill (94109)
11% ■ Inner Mission (94110)
34% ■ Others

Accidental Overdoses by Day of Death



"Acc. Overdoses Open" cases do not have a final cause and manner of death classification; "Acc. Overdoses Closed" cases have a final cause and manner of death classification.

"No fixed address" denotes community members who may be experiencing homelessness.

"Residence" denotes address where decedent lived; "Location of Death" denotes the location where death was declared. For "Residence" and "Location of Death", the 4 most affected neighborhoods are represented, the "Others" category refers to all other zip codes within the City and County of San Francisco and any of out county residences.

"Gender" refers to gender at time of death.

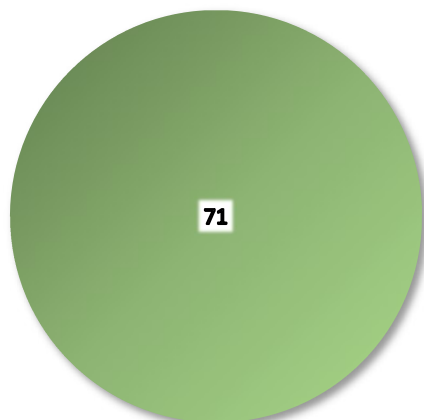
"Total Deaths" denotes Accidental Overdoses where one or more drugs contribute to the cause of death; however, every point for each drug series is inclusive, but not necessarily exclusive, of that drug. "Total deaths" represents all accidental overdoses including ones for drugs not specified above.

PLEASE NOTE THIS DATA IS PRELIMINARY INFORMATION AND SUSCEPTIBLE TO CHANGE



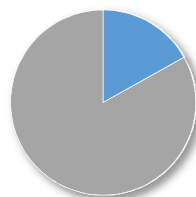
Preliminary Accidental Drug Overdose Data Report
as of testing to May 11, 2022

FEBRUARY 2021



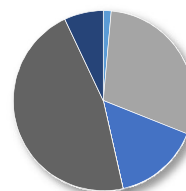
0.00% ■ Acc. Overdoses Open
100.00% ■ Acc. Overdoses Closed

Gender



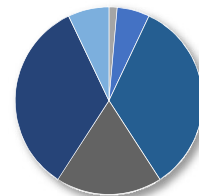
17% ■ Female
83% ■ Male

Race



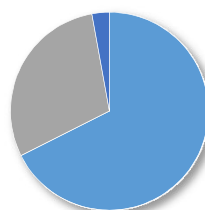
1% ■ Asian
30% ■ Black
15% ■ Latinx
0% ■ Native American
46% ■ White
7% ■ Other/Unknown

Age



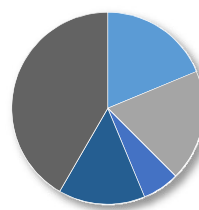
0% ■ <15
6% ■ 15-24
18% ■ 25-34
34% ■ 35-44
34% ■ 45-54
7% ■ >=65

Fixed Address



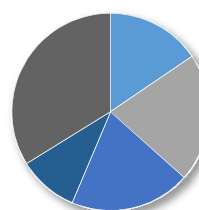
68% ■ Yes (see residence)
30% ■ No
3% ■ Unknown

Residence



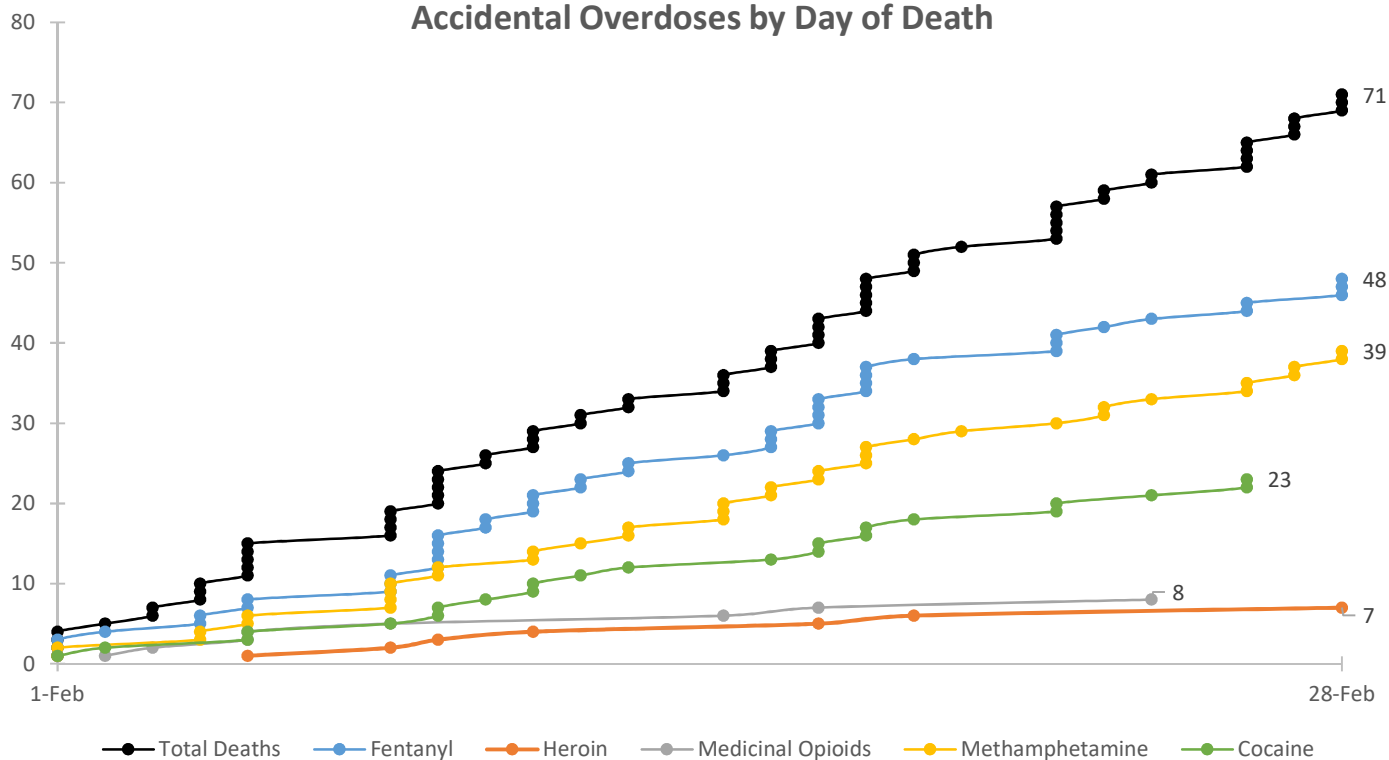
19% ■ Tenderloin (94102)
19% ■ SOMA (94103)
6% ■ Inner Mission (94110)
15% ■ Nob Hill (94109)
42% ■ Others

Location of Death



15% ■ Tenderloin (94102)
21% ■ SOMA (94103)
20% ■ Nob Hill (94109)
10% ■ Inner Mission (94110)
34% ■ Others

Accidental Overdoses by Day of Death



"Acc. Overdoses Open" cases do not have a final cause and manner of death classification; "Acc. Overdoses Closed" cases have a final cause and manner of death classification.

"No fixed address" denotes community members who may be experiencing homelessness.

"Residence" denotes address where decedent lived; "Location of Death" denotes the location where death was declared. For "Residence" and "Location of Death", the 4 most affected neighborhoods are represented, the "Others" category refers to all other zip codes within the City and County of San Francisco and any of out county residences.

"Gender" refers to gender at time of death.

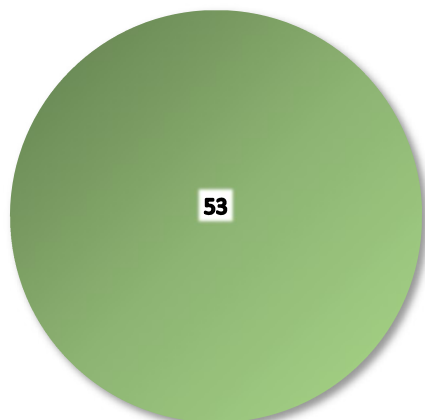
"Total Deaths" denotes Accidental Overdoses where one or more drugs contribute to the cause of death; however, every point for each drug series is inclusive, but not necessarily exclusive, of that drug. "Total deaths" represents all accidental overdoses including ones for drugs not specified above.

PLEASE NOTE THIS DATA IS PRELIMINARY INFORMATION AND SUSCEPTIBLE TO CHANGE



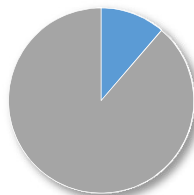
Preliminary Accidental Drug Overdose Data Report
as of testing to May 11, 2022

MARCH 2021



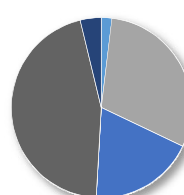
0.00% ■ Acc. Overdoses Open
100.00% ■ Acc. Overdoses Closed

Gender



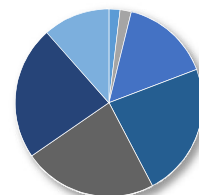
11% ■ Female
89% ■ Male

Race



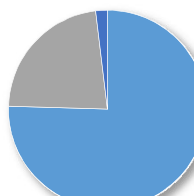
2% ■ Asian
30% ■ Black
19% ■ Latinx
0% ■ Native American
45% ■ White
4% ■ Other/Unknown

Age



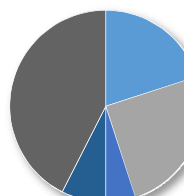
2% ■ <15
15% ■ 15-24
23% ■ 25-34
23% ■ 35-44
23% ■ 45-54
11% ■ 55-64
23% ■ >=65

Fixed Address



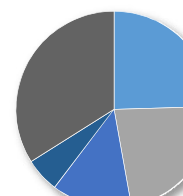
75% ■ Yes (see residence)
23% ■ No
2% ■ Unknown

Residence



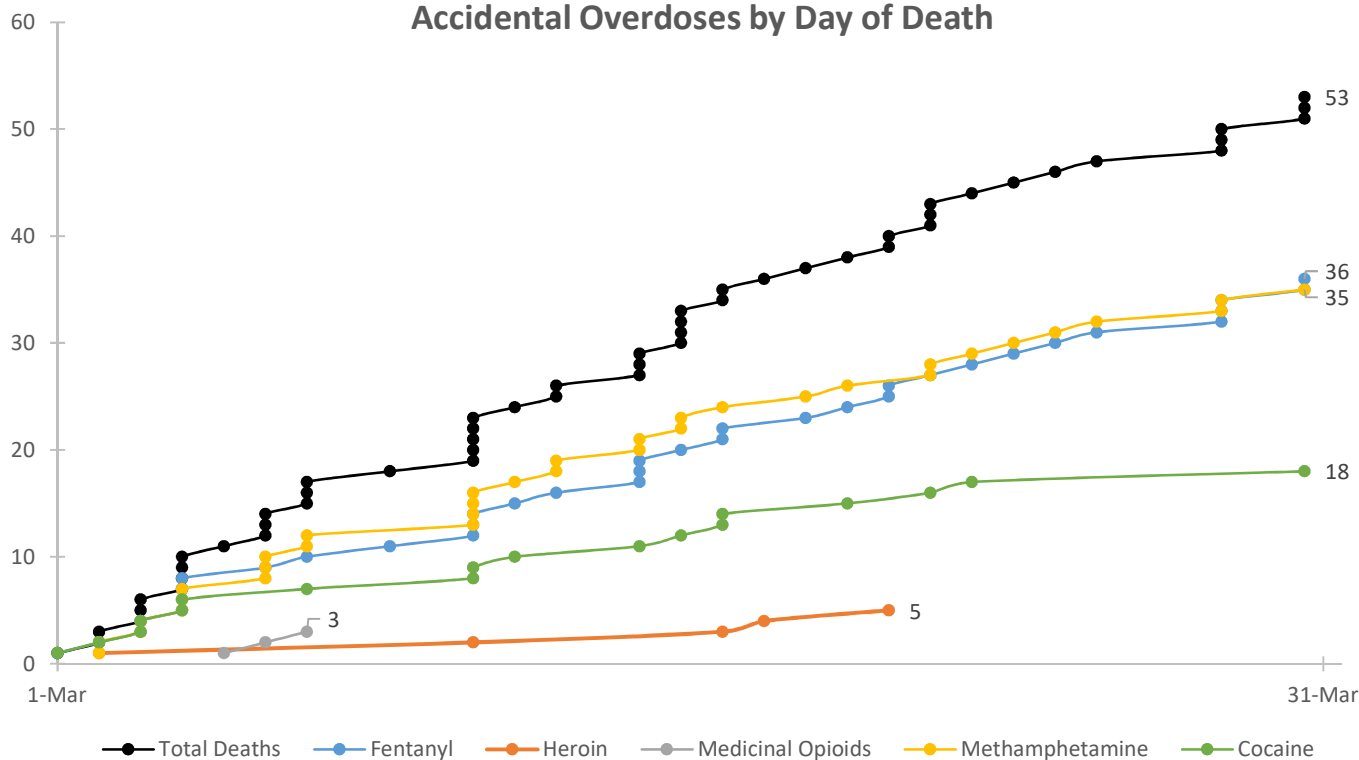
20% ■ Tenderloin (94102)
25% ■ SOMA (94103)
5% ■ Inner Mission (94110)
8% ■ Nob Hill (94109)
43% ■ Others

Location of Death



25% ■ Tenderloin (94102)
23% ■ SOMA (94103)
13% ■ Nob Hill (94109)
6% ■ Inner Mission (94110)
34% ■ Others

Accidental Overdoses by Day of Death



"Acc. Overdoses Open" cases do not have a final cause and manner of death classification; "Acc. Overdoses Closed" cases have a final cause and manner of death classification.

"No fixed address" denotes community members who may be experiencing homelessness.

"Residence" denotes address where decedent lived; "Location of Death" denotes the location where death was declared. For "Residence" and "Location of Death", the 4 most affected neighborhoods are represented, the "Others" category refers to all other zip codes within the City and County of San Francisco and any of out county residences.

"Gender" refers to gender at time of death.

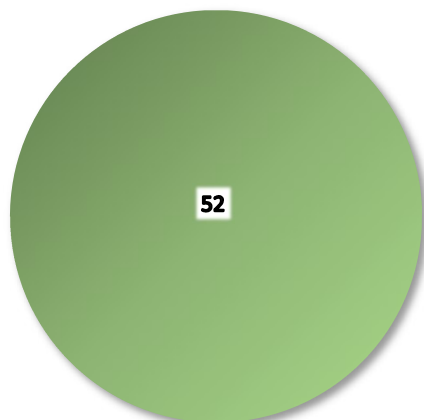
"Total Deaths" denotes Accidental Overdoses where one or more drugs contribute to the cause of death; however, every point for each drug series is inclusive, but not necessarily exclusive, of that drug. "Total deaths" represents all accidental overdoses including ones for drugs not specified above.

PLEASE NOTE THIS DATA IS PRELIMINARY INFORMATION AND SUSCEPTIBLE TO CHANGE

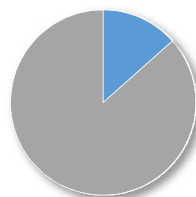


Preliminary Accidental Drug Overdose Data Report
as of testing to May 11, 2022

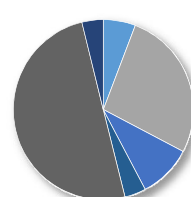
APRIL 2021



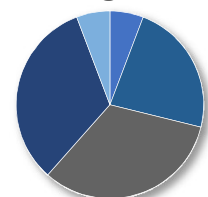
Gender



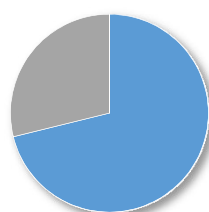
Race



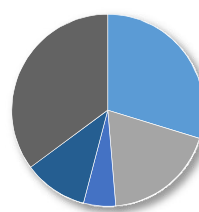
Age



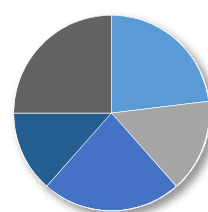
Fixed Address



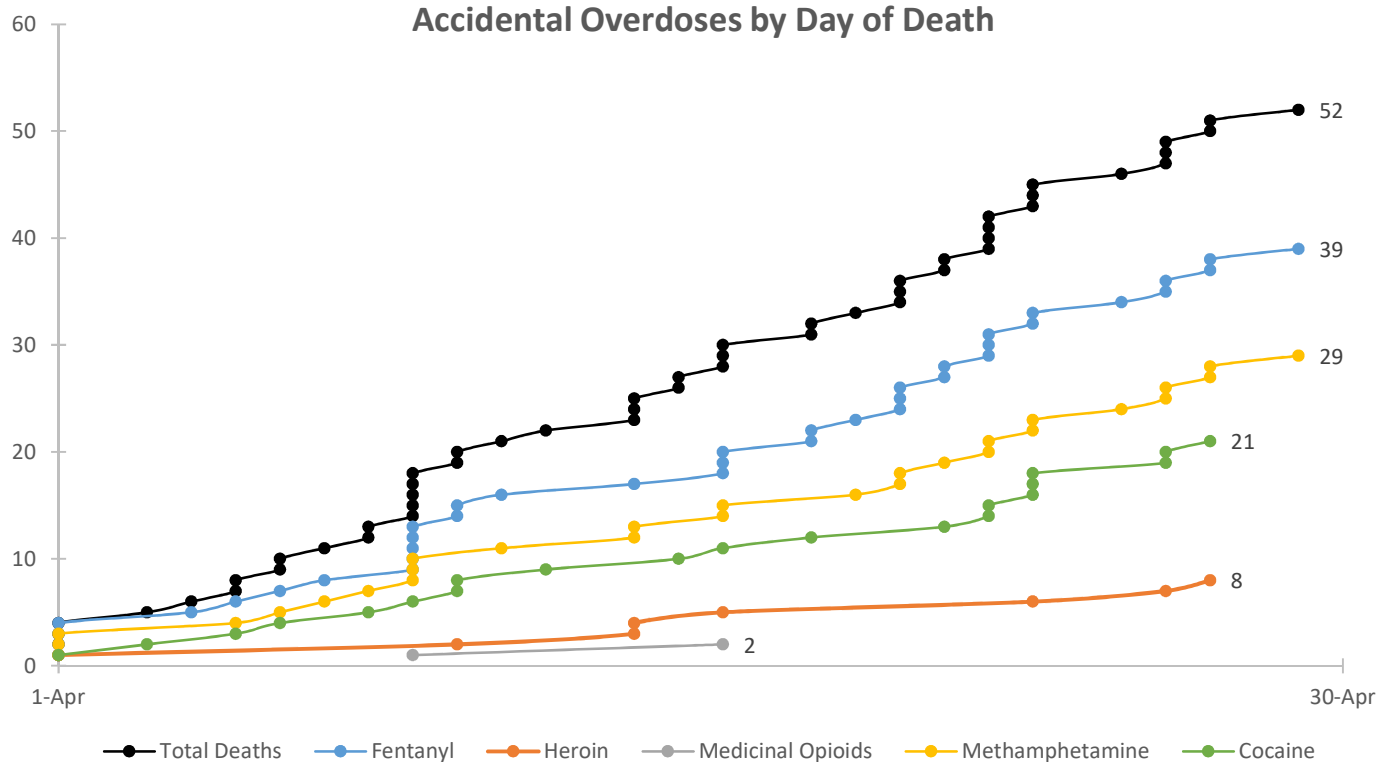
Residence



Location of Death



Accidental Overdoses by Day of Death



"Acc. Overdoses Open" cases do not have a final cause and manner of death classification; "Acc. Overdoses Closed" cases have a final cause and manner of death classification.

"No fixed address" denotes community members who may be experiencing homelessness.

"Residence" denotes address where decedent lived; "Location of Death" denotes the location where death was declared. For "Residence" and "Location of Death", the 4 most affected neighborhoods are represented, the "Others" category refers to all other zip codes within the City and County of San Francisco and any of out county residences.

"Gender" refers to gender at time of death.

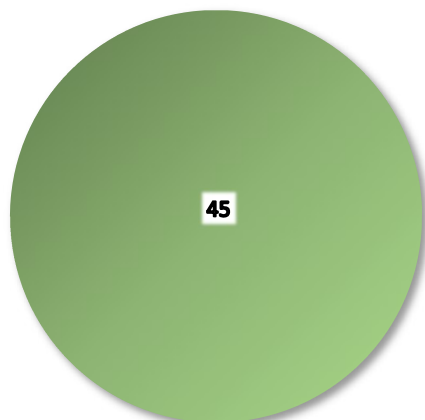
"Total Deaths" denotes Accidental Overdoses where one or more drugs contribute to the cause of death; however, every point for each drug series is inclusive, but not necessarily exclusive, of that drug. "Total deaths" represents all accidental overdoses including ones for drugs not specified above.

PLEASE NOTE THIS DATA IS PRELIMINARY INFORMATION AND SUSCEPTIBLE TO CHANGE

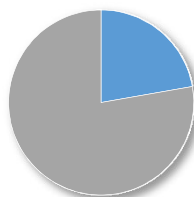


Preliminary Accidental Drug Overdose Data Report
as of testing to May 11, 2022

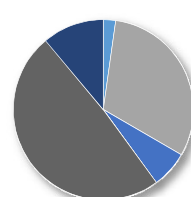
MAY 2021



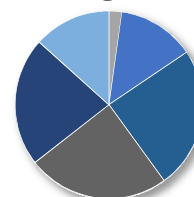
Gender



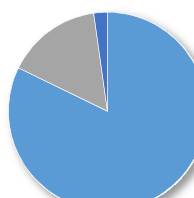
Race



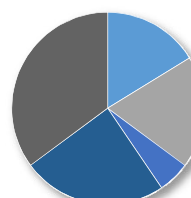
Age



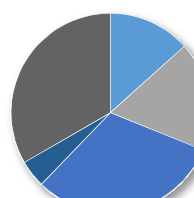
Fixed Address



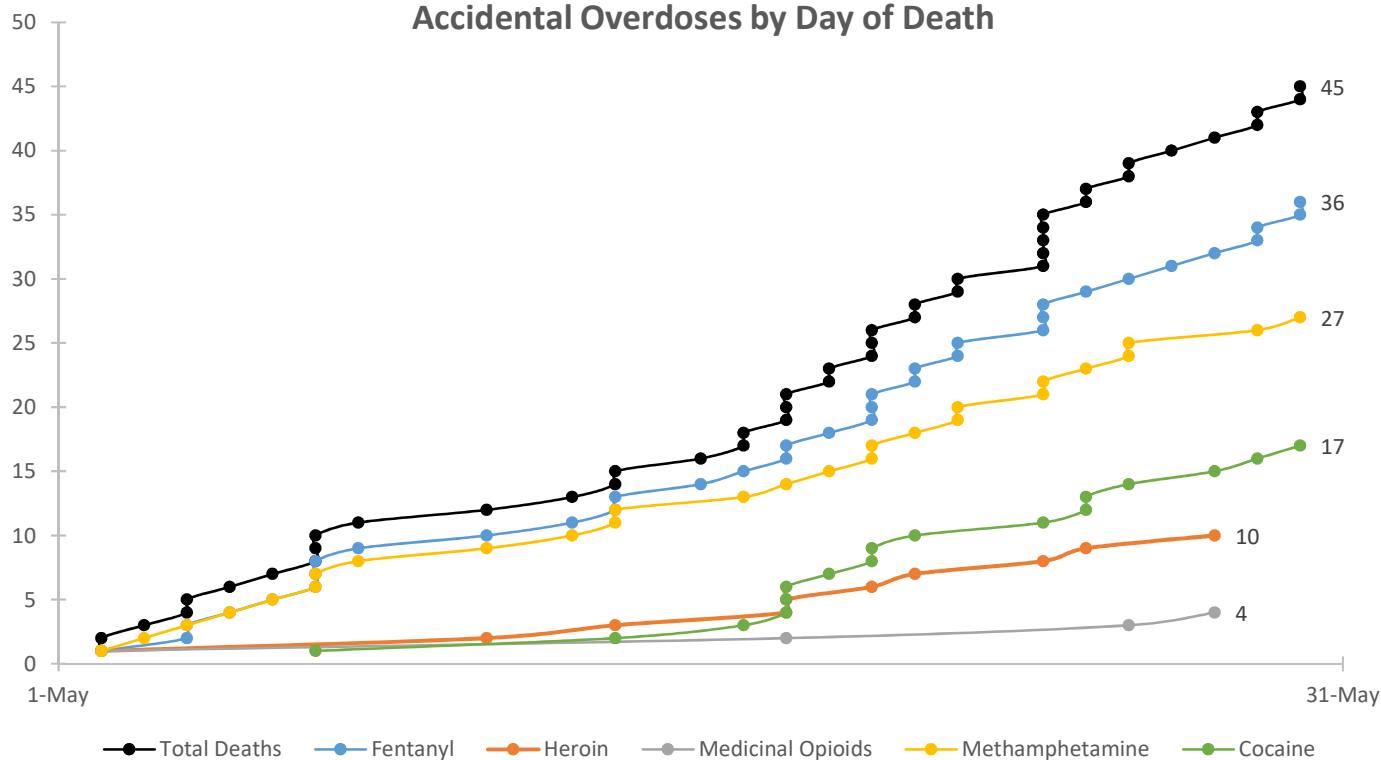
Residence



Location of Death



Accidental Overdoses by Day of Death



"Acc. Overdoses Open" cases do not have a final cause and manner of death classification; "Acc. Overdoses Closed" cases have a final cause and manner of death classification.

"No fixed address" denotes community members who may be experiencing homelessness.

"Residence" denotes address where decedent lived; "Location of Death" denotes the location where death was declared. For "Residence" and "Location of Death", the 4 most affected neighborhoods are represented, the "Others" category refers to all other zip codes within the City and County of San Francisco and any of out county residences.

"Gender" refers to gender at time of death.

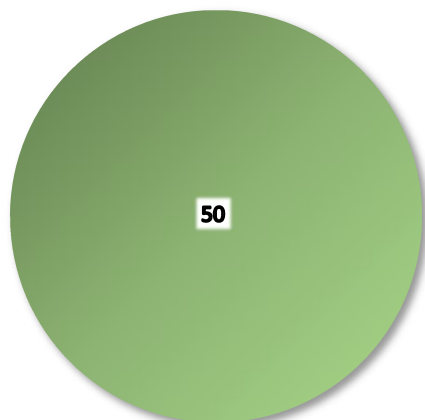
"Total Deaths" denotes Accidental Overdoses where one or more drugs contribute to the cause of death; however, every point for each drug series is inclusive, but not necessarily exclusive, of that drug. "Total deaths" represents all accidental overdoses including ones for drugs not specified above.

PLEASE NOTE THIS DATA IS PRELIMINARY INFORMATION AND SUSCEPTIBLE TO CHANGE



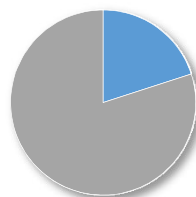
Preliminary Accidental Drug Overdose Data Report
as of testing to May 11, 2022

JUNE 2021



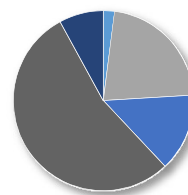
0.00% ■ Acc. Overdoses Open
100.00% ■ Acc. Overdoses Closed

Gender



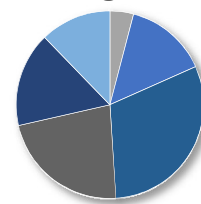
20% ■ Female
80% ■ Male

Race



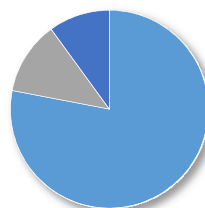
2% ■ Asian
22% ■ Black
14% ■ Latinx
0% ■ Native American
54% ■ White
8% ■ Other/Unknown

Age



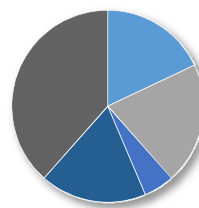
0% ■ <15
14% ■ 15-24
22% ■ 25-34
22% ■ 35-44
12% ■ 45-54
12% ■ 55-64
16% ■ >=65

Fixed Address



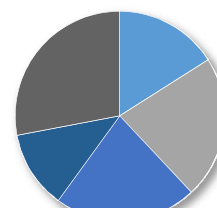
78% ■ Yes (see residence)
12% ■ No
10% ■ Unknown

Residence



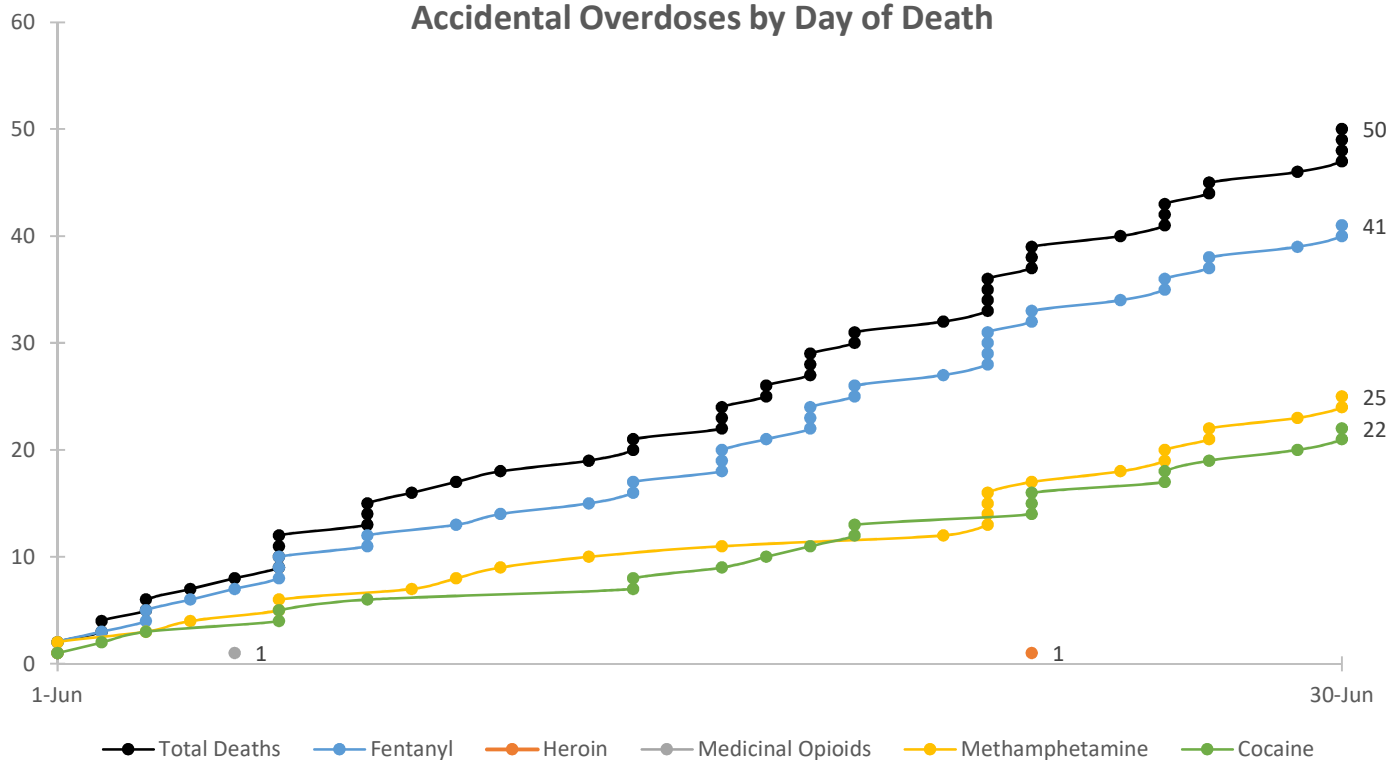
18% ■ Tenderloin (94102)
21% ■ SOMA (94103)
5% ■ Haight-Ashbury (94117)
18% ■ Nob Hill (94109)
38% ■ Others

Location of Death



16% ■ Tenderloin (94102)
22% ■ SOMA (94103)
22% ■ Nob Hill (94109)
12% ■ Inner Mission (94110)
28% ■ Others

Accidental Overdoses by Day of Death



"Acc. Overdoses Open" cases do not have a final cause and manner of death classification; "Acc. Overdoses Closed" cases have a final cause and manner of death classification.

"No fixed address" denotes community members who may be experiencing homelessness.

"Residence" denotes address where decedent lived; "Location of Death" denotes the location where death was declared. For "Residence" and "Location of Death", the 4 most affected neighborhoods are represented, the "Others" category refers to all other zip codes within the City and County of San Francisco and any of out county residences.

"Gender" refers to gender at time of death.

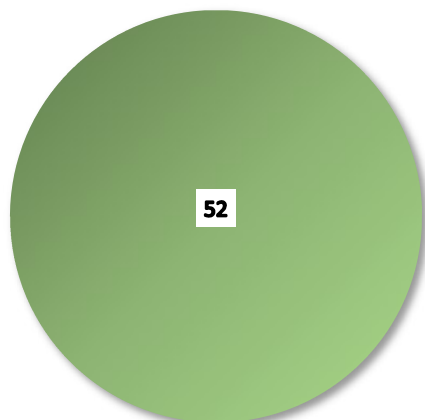
"Total Deaths" denotes Accidental Overdoses where one or more drugs contribute to the cause of death; however, every point for each drug series is inclusive, but not necessarily exclusive, of that drug. "Total deaths" represents all accidental overdoses including ones for drugs not specified above.

PLEASE NOTE THIS DATA IS PRELIMINARY INFORMATION AND SUSCEPTIBLE TO CHANGE

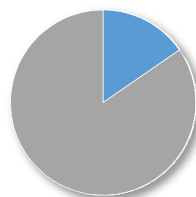


Preliminary Accidental Drug Overdose Data Report
as of testing to May 11, 2022

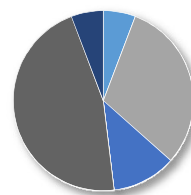
JULY 2021



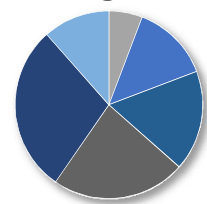
Gender



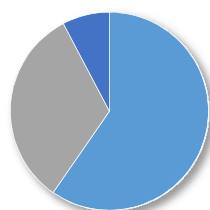
Race



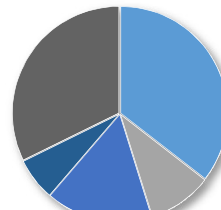
Age



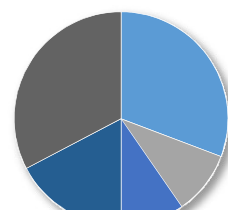
Fixed Address



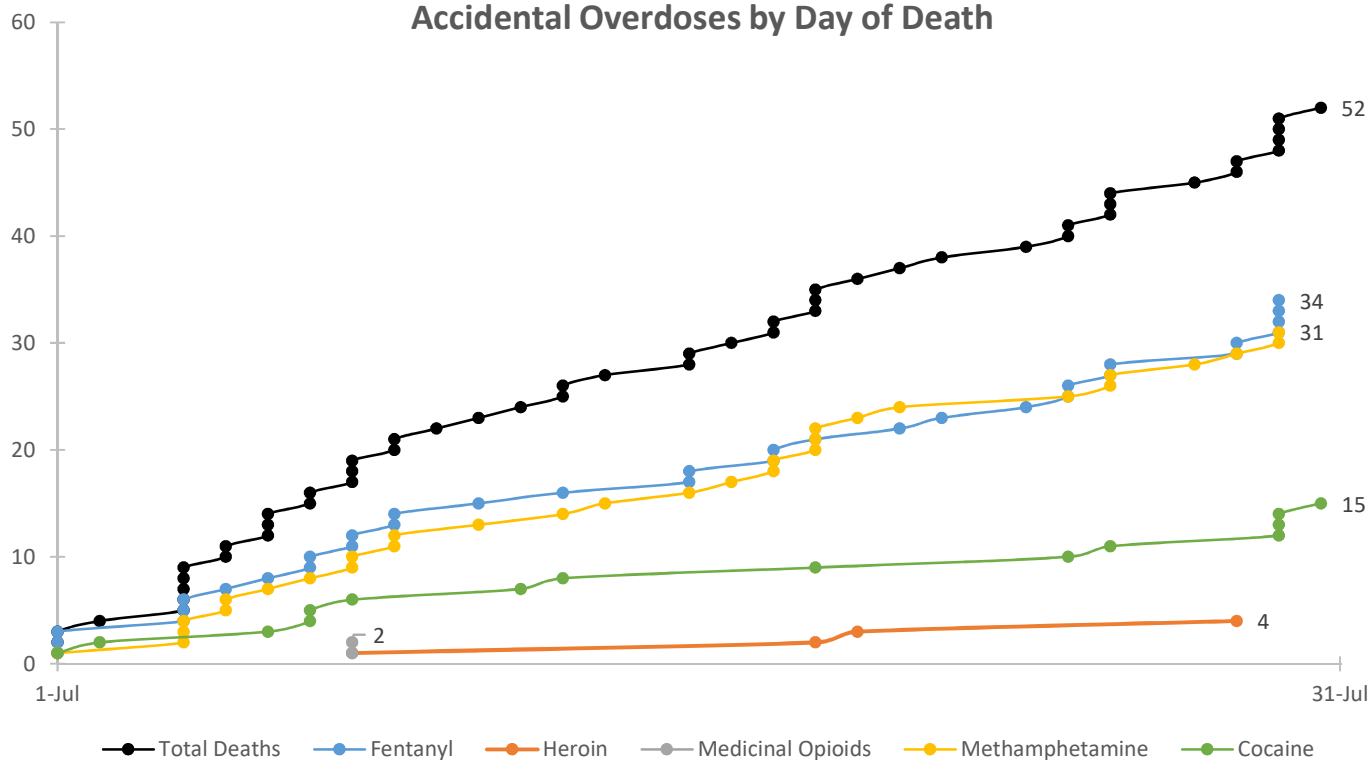
Residence



Location of Death



Accidental Overdoses by Day of Death



"Acc. Overdoses Open" cases do not have a final cause and manner of death classification; "Acc. Overdoses Closed" cases have a final cause and manner of death classification.

"No fixed address" denotes community members who may be experiencing homelessness.

"Residence" denotes address where decedent lived; "Location of Death" denotes the location where death was declared. For "Residence" and "Location of Death", the 4 most affected neighborhoods are represented, the "Others" category refers to all other zip codes within the City and County of San Francisco and any of out county residences.

"Gender" refers to gender at time of death.

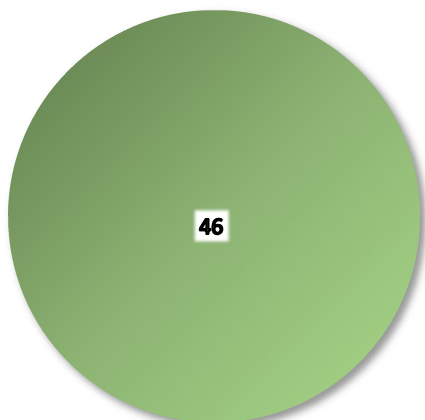
"Total Deaths" denotes Accidental Overdoses where one or more drugs contribute to the cause of death; however, every point for each drug series is inclusive, but not necessarily exclusive, of that drug. "Total deaths" represents all accidental overdoses including ones for drugs not specified above.

PLEASE NOTE THIS DATA IS PRELIMINARY INFORMATION AND SUSCEPTIBLE TO CHANGE



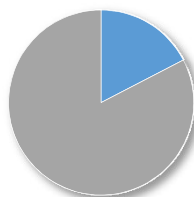
Preliminary Accidental Drug Overdose Data Report
as of testing to May 11, 2022

AUGUST 2021



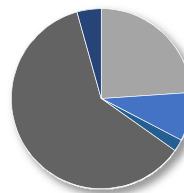
0.00% ■ Acc. Overdoses Open
100.00% ■ Acc. Overdoses Closed

Gender



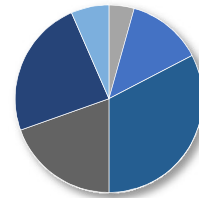
17% ■ Female
83% ■ Male

Race



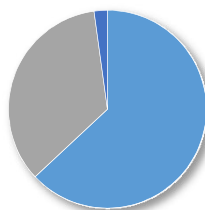
0% ■ Asian
24% ■ Black
9% ■ Latinx
2% ■ Native American
61% ■ White
4% ■ Other/Unknown

Age



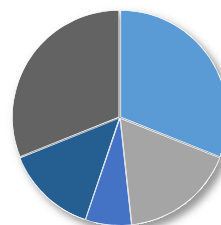
0% ■ <15
13% ■ 25-34
20% ■ 45-54
7% ■ >=65
4% ■ 15-24
33% ■ 35-44
24% ■ 55-64

Fixed Address



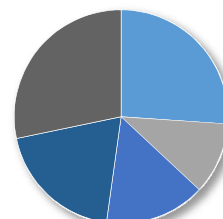
63% ■ Yes (see residence)
35% ■ No
2% ■ Unknown

Residence



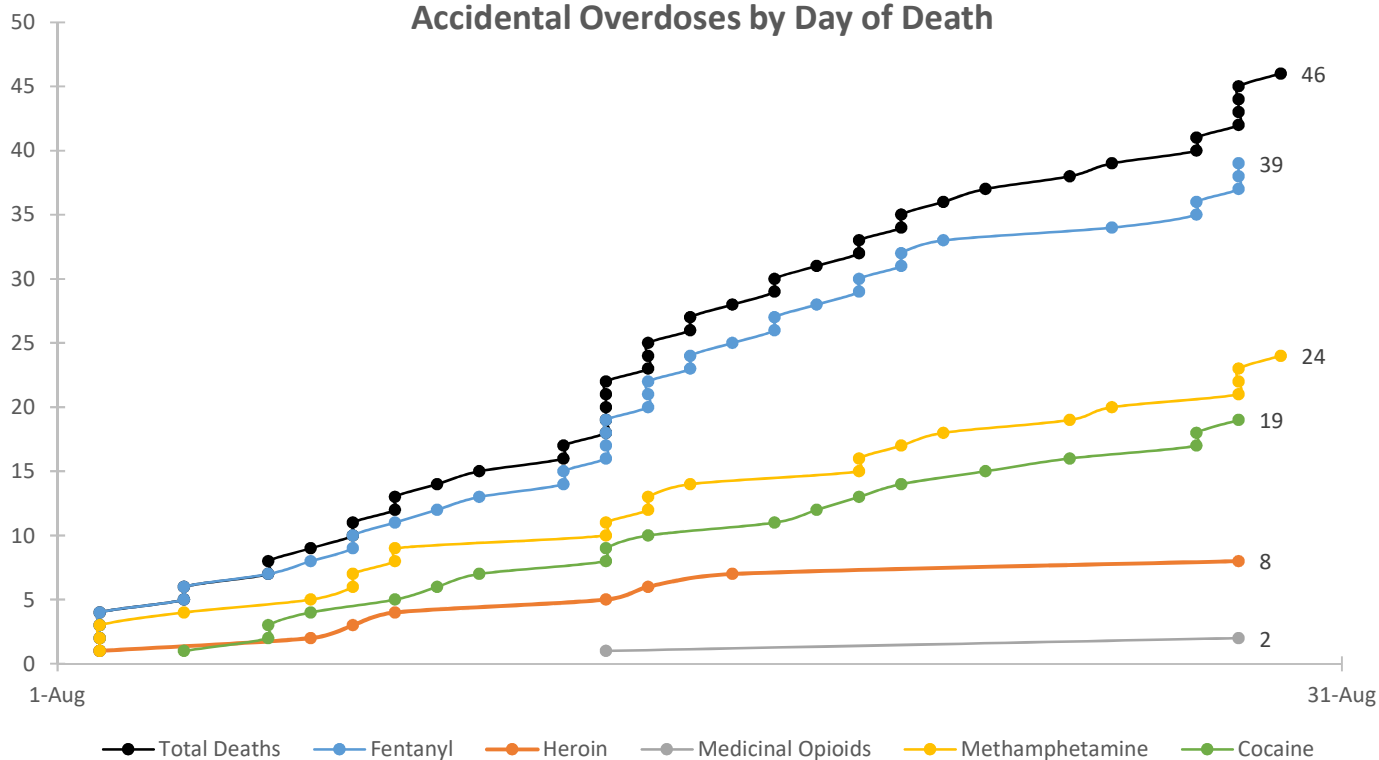
31% ■ Tenderloin (94102)
17% ■ SOMA (94103)
7% ■ Inner Mission (94110)
14% ■ Nob Hill (94109)
31% ■ Others

Location of Death



26% ■ Tenderloin (94102)
11% ■ Inner Mission (94110)
15% ■ Nob Hill (94109)
20% ■ SOMA (94103)
28% ■ Others

Accidental Overdoses by Day of Death



"Acc. Overdoses Open" cases do not have a final cause and manner of death classification; "Acc. Overdoses Closed" cases have a final cause and manner of death classification.

"No fixed address" denotes community members who may be experiencing homelessness.

"Residence" denotes address where decedent lived; "Location of Death" denotes the location where death was declared. For "Residence" and "Location of Death", the 4 most affected neighborhoods are represented, the "Others" category refers to all other zip codes within the City and County of San Francisco and any of out county residences.

"Gender" refers to gender at time of death.

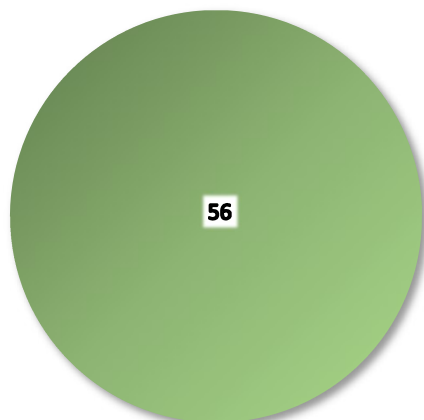
"Total Deaths" denotes Accidental Overdoses where one or more drugs contribute to the cause of death; however, every point for each drug series is inclusive, but not necessarily exclusive, of that drug. "Total deaths" represents all accidental overdoses including ones for drugs not specified above.

PLEASE NOTE THIS DATA IS PRELIMINARY INFORMATION AND SUSCEPTIBLE TO CHANGE



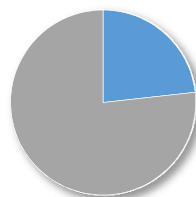
Preliminary Accidental Drug Overdose Data Report
as of testing to May 11, 2022

SEPTEMBER 2021



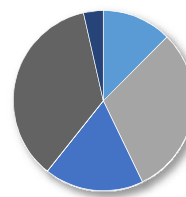
0.00% ■ Acc. Overdoses Open
100.00% ■ Acc. Overdoses Closed

Gender



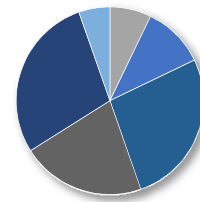
23% ■ Female
77% ■ Male

Race



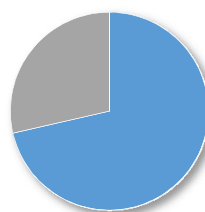
13% ■ Asian
30% ■ Black
18% ■ Latinx
0% ■ Native American
36% ■ White
4% ■ Other/Unknown

Age



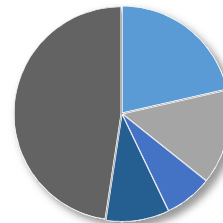
0% ■ <15
11% ■ 15-24
21% ■ 25-34
5% ■ 35-44
29% ■ 45-54
5% ■ 55-64
29% ■ >=65

Fixed Address



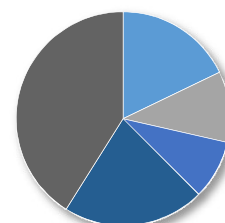
71% ■ Yes (see residence)
29% ■ No
0% ■ Unknown

Residence



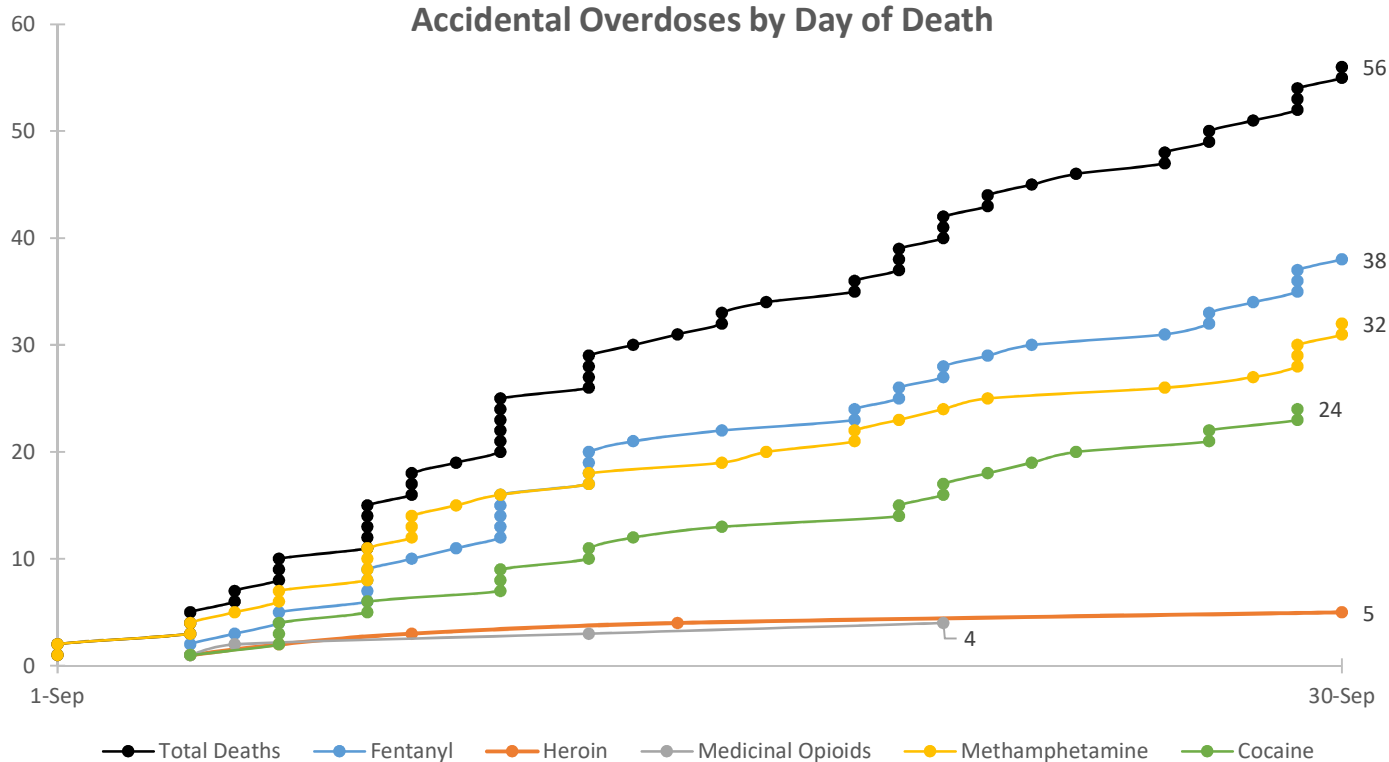
21% ■ Tenderloin (94102)
14% ■ SOMA (94103)
7% ■ Hunters Point (94124)
10% ■ Nob Hill (94109)
48% ■ Others

Location of Death



18% ■ Tenderloin (94102)
11% ■ Inner Mission (94110)
9% ■ Nob Hill (94109)
21% ■ SOMA (94103)
41% ■ Others

Accidental Overdoses by Day of Death



"Acc. Overdoses Open" cases do not have a final cause and manner of death classification; "Acc. Overdoses Closed" cases have a final cause and manner of death classification.

"No fixed address" denotes community members who may be experiencing homelessness.

"Residence" denotes address where decedent lived; "Location of Death" denotes the location where death was declared. For "Residence" and "Location of Death", the 4 most affected neighborhoods are represented, the "Others" category refers to all other zip codes within the City and County of San Francisco and any of out county residences.

"Gender" refers to gender at time of death.

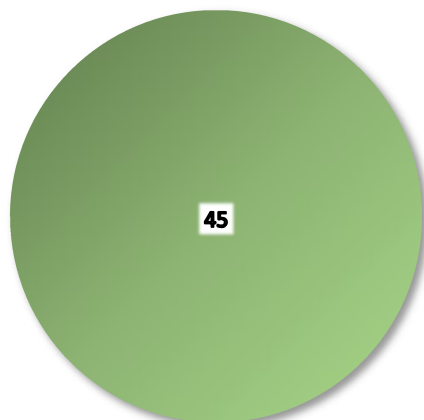
"Total Deaths" denotes Accidental Overdoses where one or more drugs contribute to the cause of death; however, every point for each drug series is inclusive, but not necessarily exclusive, of that drug. "Total deaths" represents all accidental overdoses including ones for drugs not specified above.

PLEASE NOTE THIS DATA IS PRELIMINARY INFORMATION AND SUSCEPTIBLE TO CHANGE

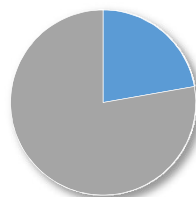


Preliminary Accidental Drug Overdose Data Report
as of testing to May 11, 2022

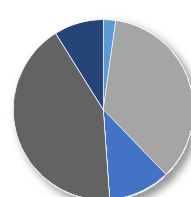
OCTOBER 2021



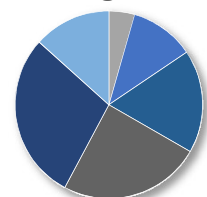
Gender



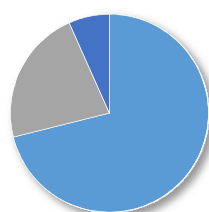
Race



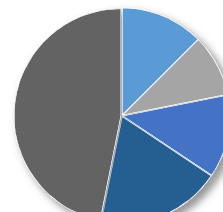
Age



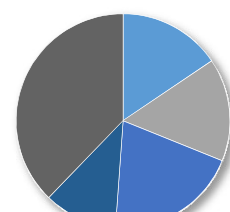
Fixed Address



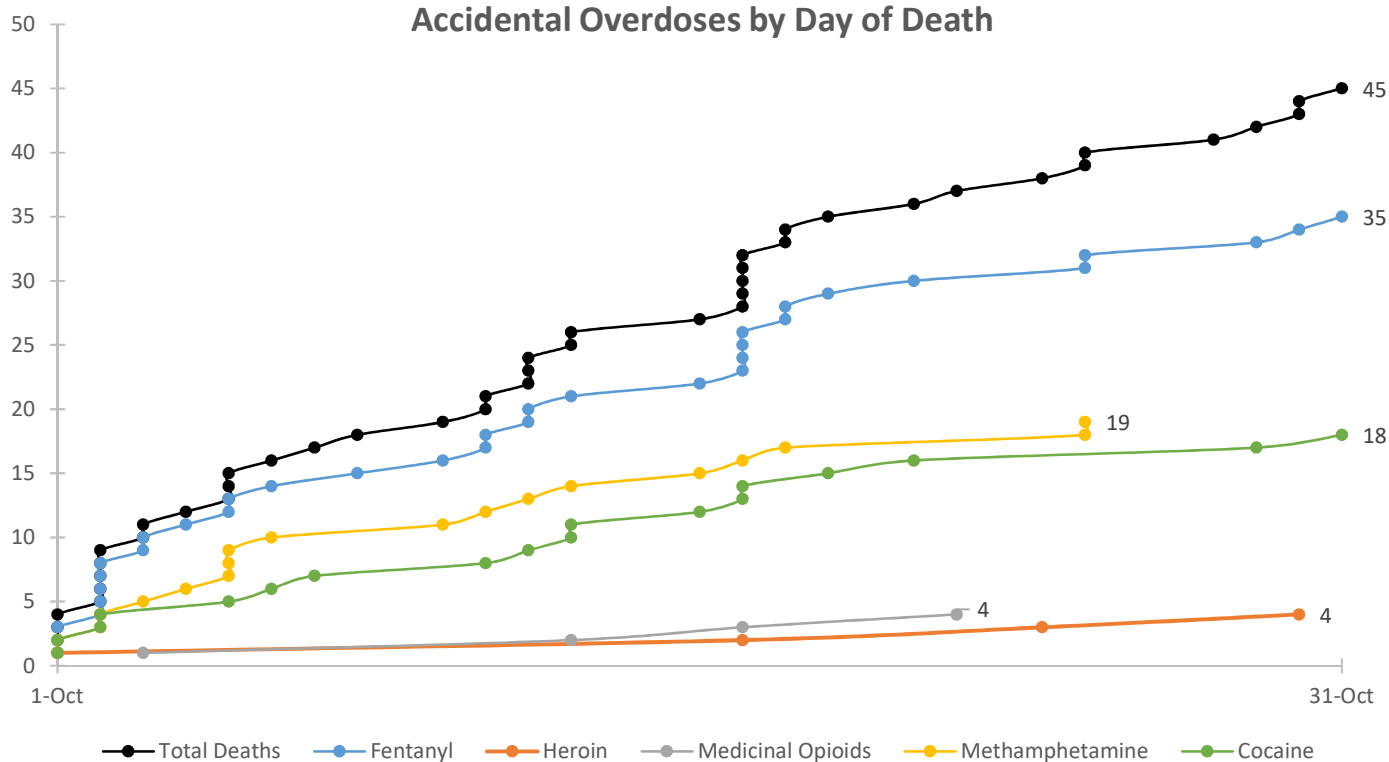
Residence



Location of Death



Accidental Overdoses by Day of Death



"Acc. Overdoses Open" cases do not have a final cause and manner of death classification; "Acc. Overdoses Closed" cases have a final cause and manner of death classification.

"No fixed address" denotes community members who may be experiencing homelessness.

"Residence" denotes address where decedent lived; "Location of Death" denotes the location where death was declared. For "Residence" and "Location of Death", the 4 most affected neighborhoods are represented, the "Others" category refers to all other zip codes within the City and County of San Francisco and any of out county residences.

"Gender" refers to gender at time of death.

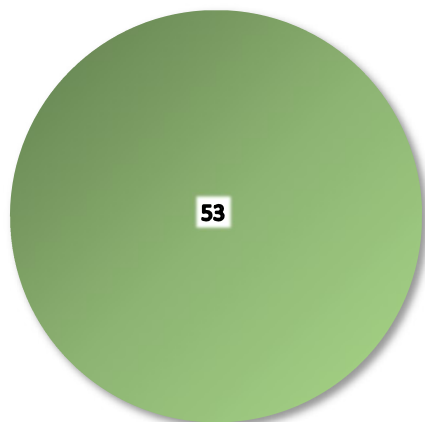
"Total Deaths" denotes Accidental Overdoses where one or more drugs contribute to the cause of death; however, every point for each drug series is inclusive, but not necessarily exclusive, of that drug. "Total deaths" represents all accidental overdoses including ones for drugs not specified above.

PLEASE NOTE THIS DATA IS PRELIMINARY INFORMATION AND SUSCEPTIBLE TO CHANGE



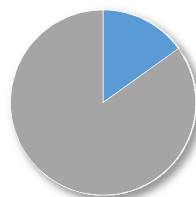
Preliminary Accidental Drug Overdose Data Report
as of testing to May 11, 2022

NOVEMBER 2021



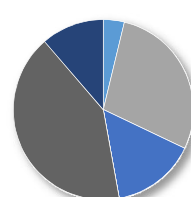
0.00% ■ Acc. Overdoses Open
100.00 ■ Acc. Overdoses Closed

Gender



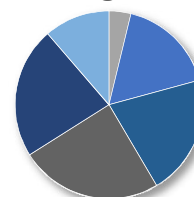
15% ■ Female
85% ■ Male

Race



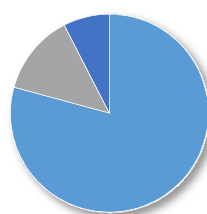
4% ■ Asian
28% ■ Black
15% ■ Latinx
0% ■ Native American
42% ■ White
11% ■ Other/Unknown

Age



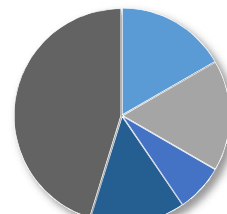
0% ■ <15
17% ■ 15-24
25% ■ 25-34
11% ■ 35-44
23% ■ 45-54
11% ■ 55-64
4% ■ >=65

Fixed Address



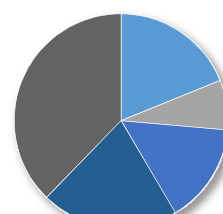
79% ■ Yes (see residence)
13% ■ No
8% ■ Unknown

Residence



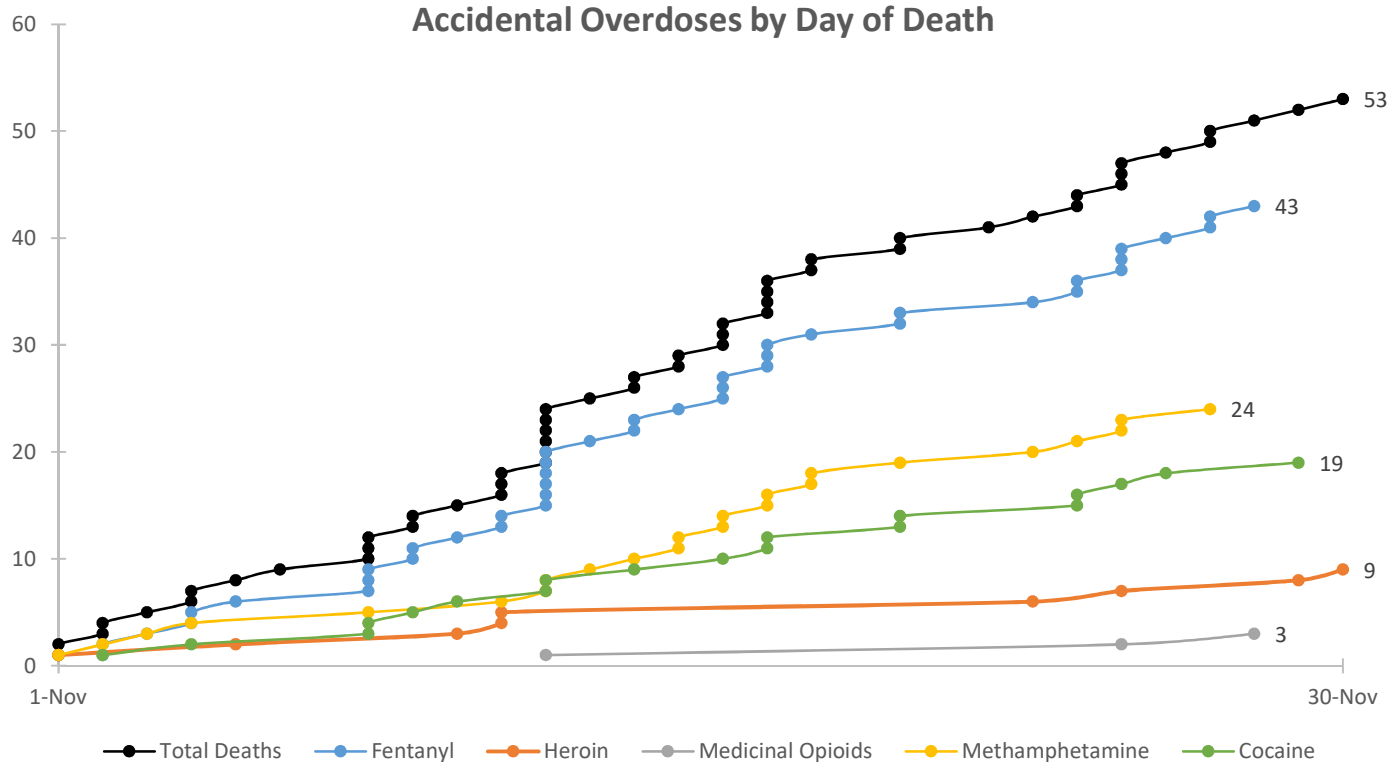
17% ■ Tenderloin (94102)
17% ■ SOMA (94103)
7% ■ Marina (94123)
14% ■ Nob Hill (94109)
45% ■ Others

Location of Death



19% ■ Tenderloin (94102)
8% ■ Inner Mission (94110)
15% ■ Nob Hill (94109)
21% ■ SOMA (94103)
38% ■ Others

Accidental Overdoses by Day of Death



"Acc. Overdoses Open" cases do not have a final cause and manner of death classification; "Acc. Overdoses Closed" cases have a final cause and manner of death classification.

"No fixed address" denotes community members who may be experiencing homelessness.

"Residence" denotes address where decedent lived; "Location of Death" denotes the location where death was declared. For "Residence" and "Location of Death", the 4 most affected neighborhoods are represented, the "Others" category refers to all other zip codes within the City and County of San Francisco and any of out county residences.

"Gender" refers to gender at time of death.

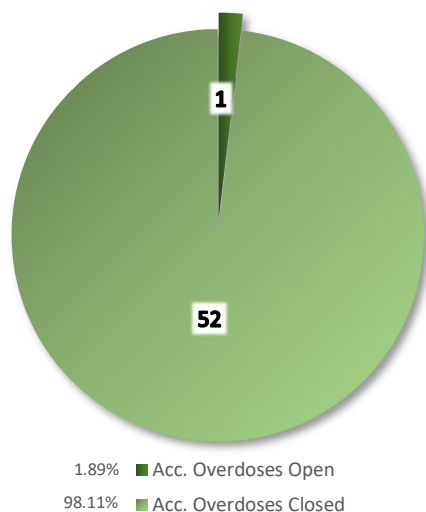
"Total Deaths" denotes Accidental Overdoses where one or more drugs contribute to the cause of death; however, every point for each drug series is inclusive, but not necessarily exclusive, of that drug. "Total deaths" represents all accidental overdoses including ones for drugs not specified above.

PLEASE NOTE THIS DATA IS PRELIMINARY INFORMATION AND SUSCEPTIBLE TO CHANGE

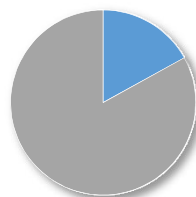


Preliminary Accidental Drug Overdose Data Report
as of testing to May 11, 2022

DECEMBER 2021

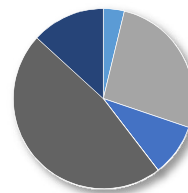


Gender



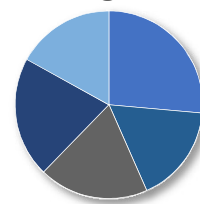
17% Female
83% Male

Race



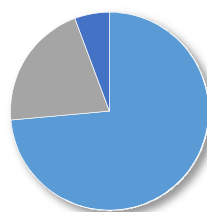
4% Asian
26% Black
9% Latinx
0% Native American
47% White
13% Other/Unknown

Age



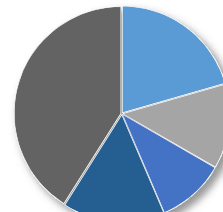
0% <15
26% 15-24
26% 25-34
19% 35-44
17% 45-54
17% 55-64
0% >=65

Fixed Address



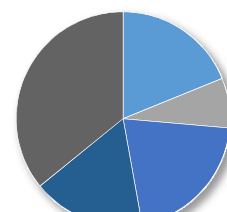
74% Yes (see residence)
21% No
6% Unknown

Residence



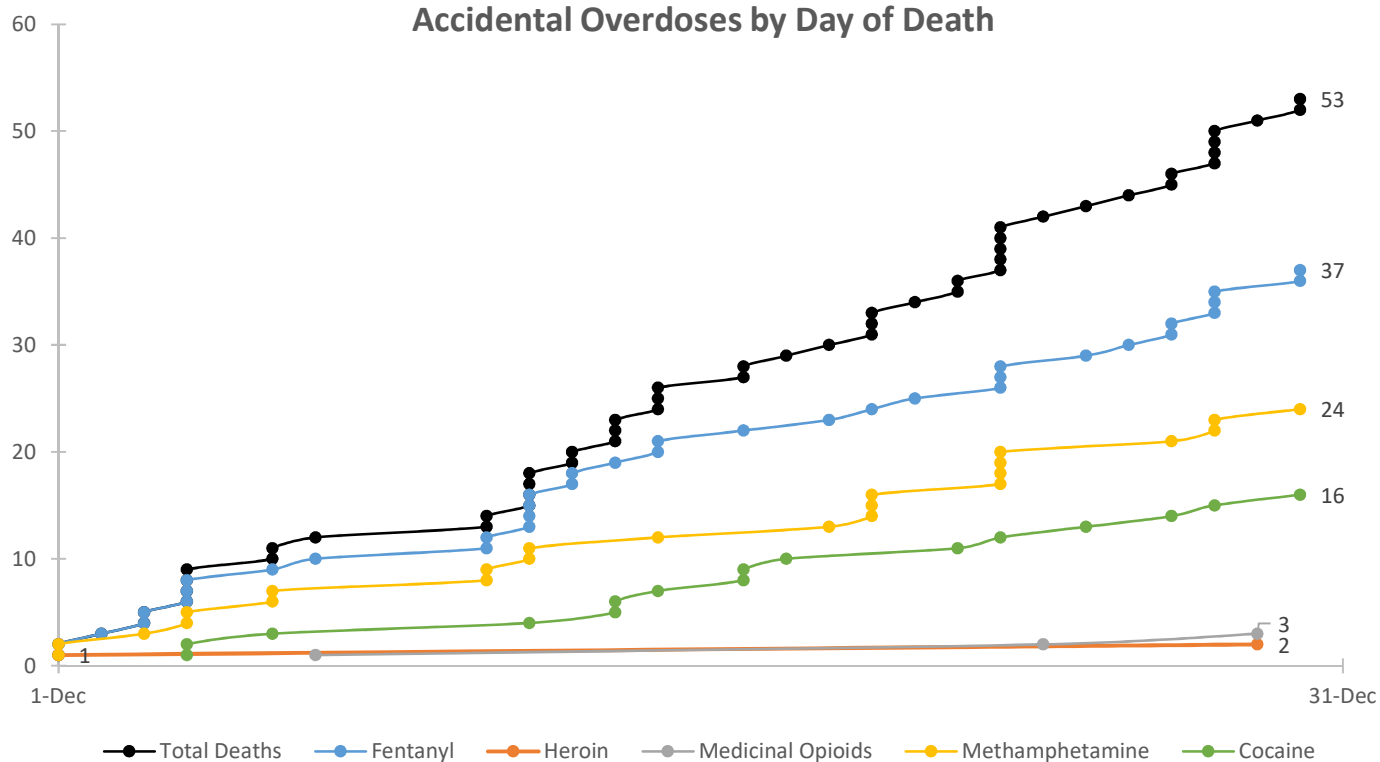
21% Tenderloin (94102)
13% SOMA (94103)
10% Ingleside-Excelsior (94112)
15% Nob Hill (94109)
41% Others

Location of Death



19% Tenderloin (94102)
8% Inner Mission (94110)
21% Nob Hill (94109)
17% SOMA (94103)
36% Others

Accidental Overdoses by Day of Death



"Acc. Overdoses Open" cases do not have a final cause and manner of death classification; "Acc. Overdoses Closed" cases have a final cause and manner of death classification.

"No fixed address" denotes community members who may be experiencing homelessness.

"Residence" denotes address where decedent lived; "Location of Death" denotes the location where death was declared. For "Residence" and "Location of Death", the 4 most affected neighborhoods are represented, the "Others" category refers to all other zip codes within the City and County of San Francisco and any of out county residences.

"Gender" refers to gender at time of death.

"Total Deaths" denotes Accidental Overdoses where one or more drugs contribute to the cause of death; however, every point for each drug series is inclusive, but not necessarily exclusive, of that drug. "Total deaths" represents all accidental overdoses including ones for drugs not specified above.

PLEASE NOTE THIS DATA IS PRELIMINARY INFORMATION AND SUSCEPTIBLE TO CHANGE