

How to Sign Up for Medicaid

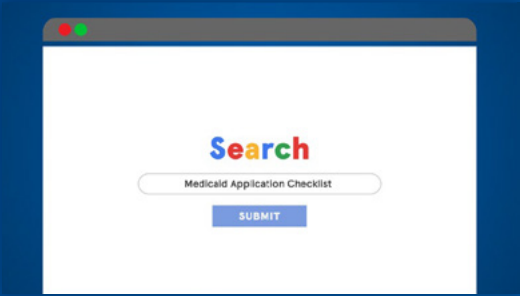


For millions of Americans, Medicaid is a symbol of hope. It acts as a safety net to help increase access to important health care benefits and services, and to help people get back on their feet. **If you’re worried about your losing health insurance because you had your hours cut or lost a job, you may be eligible for Medicaid.**

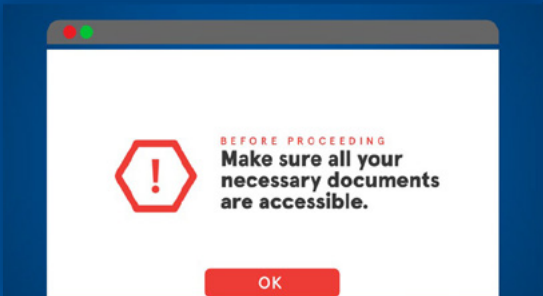
How to enroll

1

ORGANIZE YOUR DOCUMENTS.



Search online for a Medicaid application checklist.

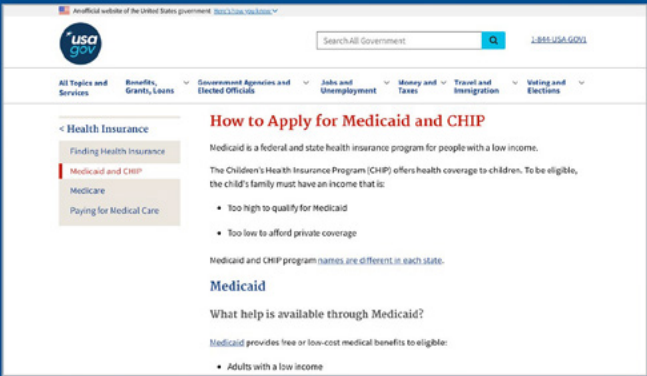


Make sure you have all your necessary documents ready.

2

FILL OUT AN APPLICATION.

Because Medicaid eligibility is determined by state, you need to contact your state Medicaid agency to apply.



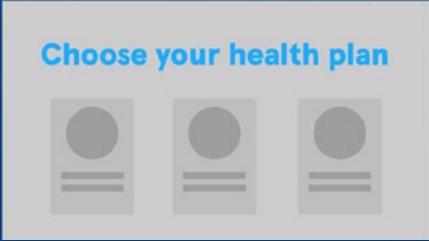
Learn how to apply in your state by visiting www.usa.gov/medicaid. You can also apply by calling or visiting your local Medicaid application center.

After your application has been submitted:



Processing time

To help streamline the approval process, most states can determine eligibility in just 24 hours.¹ However, some applications may take up to 45 days or longer to process.²



Next steps

If you are eligible and your application is approved, you will be asked to choose a health plan.



To learn more about medicaid managed care, visit www.amerihealthcaritas.com.

Sources: 1. Kaiser Family Foundation, “Medicaid Eligibility Determinations, Applications, and Online Accounts,” <https://www.kff.org/health-reform/state-indicator/features-of-online-and-telephone-medicaid-applications>. 2. Centers for Medicare & Medicaid Services, “Medicaid MAGI and CHIP Application Processing Times,” <https://www.medicaid.gov/state-overviews/scorecard/medicaid-magi-and-chip-application-processing-times/index.html>.