

UNITED STATES DISTRICT COURT
DISTRICT OF CONNECTICUT

EDDIE GRANT, JR., JENNIFER HAMILTON;
MICHAEL STIEFEL; CONNECTICUT
CITIZENS DEFENSE LEAGUE, INC.; AND
SECOND AMENDMENT FOUNDATION, INC.,

Plaintiffs,

v.

EDWARD M. LAMONT, JR., in his official capacity;
JAMES ROVELLA, in his official capacity; PATRICK
GRIFFIN, in his official capacity; MARGARET E.
KELLY, in her official capacity; DAVID R.
APPLEGATE, in his official capacity; JOSEPH T.
CORRADINO, in his official capacity;
SHARMESE L. WALCOTT, in her official capacity;
DAVID R. SHANNON, in his official capacity;
MICHAEL A. GAILOR, in his official capacity;
CHRISTINE WATSON, in her official capacity;
JOHN P. DOYLE, JR., in his official capacity, PAUL
J. NARDUCCI, in his official capacity; PAUL J.
FERENCEK, in his official capacity; MATTHEW C.
GEDANSKY, in his official capacity, MAUREEN
PLATT, in her official capacity; ANNE F.
MAHONEY, in her official capacity,

Defendants.

CIV. NO. _____

SEPTEMBER 29, 2022

COMPLAINT

1. This is an action under 42 U.S.C. § 1983 and 28 U.S.C. §§ 2201-2202 for declaratory and injunctive relief challenging the constitutionality of Connecticut's statutory ban on so-called "assault weapons" which deprives law-abiding, responsible citizens of their Second Amendment and Fourteenth Amendment rights under the guise of providing a panacea for social problems that Connecticut remains unable to solve.

2. Previous challenges to Connecticut’s “assault weapon” ban have been unsuccessful, based primarily on the legal standard used in the Second Circuit in deciding Second Amendment cases, to wit: the “two-part test.”

- a. Under the first step, courts examined whether the arms at issue are “in common use” and are “typically possessed by law-abiding citizens for lawful purposes.” *New York State Rifle and Pistol Ass’n, Inc. v. Cuomo*, 804 F.3d 242, 254-55 (2d. Cir. 2015).
- b. Under the second step, courts selected “a standard of scrutiny based on how close the law comes to the core of the Second Amendment right” and “the severity of the law’s burden on the right.” *Id.* at 258.

3. In *New York State Rifle & Pistol Association, Inc. v. Bruen*, 142 S.Ct. 2111 (Jun. 23, 2022), the U.S. Supreme Court clarified the proper legal standard under which courts must analyze Second Amendment cases:

- a. “[W]hen the Second Amendment’s plain text covers an individual’s conduct, the Constitution presumptively protects that conduct.” *Bruen*, 142 S.Ct. at 2126.
- b. “[T]he government must demonstrate that the regulation is consistent with this Nation’s historical tradition of firearm regulation.” *Id.*

4. When correctly viewed under the Supreme Court’s *Bruen* standard, it becomes apparent that Connecticut’s “assault weapon” ban, and the Defendants’ enforcement of same, cannot survive constitutional muster.

JURISDICTION AND VENUE

5. The Court has jurisdiction over this action under 28 U.S.C. §§ 1331, 1343, and 2201 as well as 42 U.S.C. § 1983. Venue is appropriate under 28 U.S.C. § 1391 because all of the parties are domiciled in Connecticut, and all of the factual events giving rise to the cause of action occurred in Connecticut.

PARTIES

Plaintiff Eddie W. Grant, Jr.

6. Plaintiff Eddie W. Grant, Jr. (“Grant”) is a natural person, a resident of Meriden, Connecticut, an adult over the age of 21, and a citizen of the United States. He has been the holder of a Connecticut pistol permit for over thirty years, and is legally eligible under federal and state law to acquire and possess firearms, ammunition, and magazines. Grant is a member and supporter of Plaintiff Connecticut Citizens Defense League, Inc. (“CCDL”) and Plaintiff Second Amendment Foundation, Inc. (“SAF”).

7. Grant served twenty-one years as a uniformed Corrections Officer with the Connecticut Department of Corrections, at such facilities as Carl Robinson Prison, Webster Correctional Institution, Cheshire Correctional Institution, and Manson Youth Institution. Grant retired from the Department of Corrections in 2011.

8. During his service with the Department of Corrections, Grant conducted armed transports of high-risk inmates, and was an armed Perimeter Officer carrying an AR-15-platform firearm.

9. During his service with the Department of Corrections, Grant was trained and qualified by the State of Connecticut in the safe and effective use of AR 15-platform firearms.

10. AR 15-platform firearms are among the firearms listed or described in Conn. Gen. Stat. § 53-202a and effectively “banned” by Conn. Gen. Stat. § 53-202c.

11. Grant owns no firearms listed or described in Conn. Gen. Stat. § 53-202a because he is prohibited by Conn. Gen. Stat. § 53-202c from buying or possessing any such firearms. Grant would like to be able to lawfully purchase and possess one or more of the firearms listed or described in Conn. Gen. Stat. § 53-202a for defensive purposes.

12. Grant’s interest in acquiring such firearms for defensive purposes stems from his mother’s accounts of her fight for civil rights in the Deep South. As a Black woman growing up in 1950s-60s Georgia, Grant’s mother has recalled to him the church burnings and racially-motivated killings experienced by her family and friends. Grant understands that such attacks were repelled in large part by private ownership of defensive firearms.

13. Grant feels that Conn. Gen. Stat. § 53-202a-c gives criminals and attackers a strong tactical advantage over him. He feels that criminals don’t follow gun restrictions so they can possess and carry any type of so-called “assault weapon” they like. As a law-abiding person, Grant wants to be able to lawfully possess and defensively carry such firearms as well.

14. Grant would like to purchase, sell, and possess one or more of the firearms listed or described in Conn. Gen. Stat. § 53-202a, but he is prohibited from doing so by Conn. Gen. Stat. § 53-202c and the risk that the Defendants will enforce Conn. Gen. Stat. § 53-202c against him.

Plaintiff Jennifer Hamilton

15. Plaintiff Jennifer Hamilton (“Hamilton”) is a natural person, a resident of Enfield, Connecticut, an adult over the age of 21, and a citizen of the United States. Hamilton

is the holder of a pistol permit in Connecticut and Massachusetts, and is legally eligible under federal and state law to acquire and possess firearms, ammunition, and magazines. Hamilton is a member and supporter of Plaintiff CCDL and Plaintiff SAF.

16. Hamilton is a petite 5’-2” tall woman, and relies on a defensive firearm instead of bodily strength to protect herself and her family from attack. Hamilton has been the victim of domestic violence, and carries a defensive firearm to protect herself and her family from further attack.

17. Hamilton is a firearms instructor, teaching students of all skill levels, from their initial pistol permit class to personal defense and tactical firearms use. She is also a Nuisance Wildlife Control Operator trained and licensed by the Connecticut Department of Energy and Environmental Protection.

18. Hamilton would like to be able to lawfully purchase one or more firearms listed or described in Conn. Gen. Stat. § 53-202a, likely an AR 15-platform firearm, because of its adaptability and effectiveness for defensive purposes. Hamilton would like to purchase and possess such firearm with a telescopic stock in order to adjust the firearm’s length of pull to fit her specific body type and size. However, since Conn. Gen. Stat. § 53-202a(1)(E)(i) defines any such firearm as an “assault weapon,” she is prohibited from doing so by Conn. Gen. Stat. § 53-202c.

19. Hamilton would like to purchase, sell, and possess one or more of the firearms listed or described in Conn. Gen. Stat. § 53-202a, but she is prohibited from doing so by Conn. Gen. Stat. § 53-202c and the risk that the Defendants will enforce Conn. Gen. Stat. § 53-202c against her.

Plaintiff Michael Stiefel

20. Michael Stiefel (“Stiefel”) is a natural person, a resident of Montville, Connecticut, an adult over the age of 21, and a citizen of the United States. He has been the holder of a Connecticut pistol permit for over thirty years, and is legally eligible under federal and state law to acquire and possess firearms, ammunition, and magazines. Stiefel is a member and supporter of Plaintiff CCDL and Plaintiff SAF.

21. Stiefel served twenty years as a uniformed Corrections Officer with the Connecticut Department of Corrections, during which time he conducted armed transports of high-risk inmates, and was an armed Perimeter Officer carrying an AR-15-platform firearm.

22. During his service with the Department of Corrections, Stiefel was trained and qualified by the State of Connecticut in the safe and effective use of AR 15-platform firearms.

23. AR 15-platform firearms are among the firearms listed or described in Conn. Gen. Stat. § 53-202a and effectively “banned” by Conn. Gen. Stat. § 53-202c.

24. Stiefel retired from the Department of Corrections in 2010.

25. Stiefel owns no firearms listed or described in Conn. Gen. Stat. § 53-202a because he is prohibited by Conn. Gen. Stat. § 53-202c from buying or possessing any such firearms. Stiefel would like to be able to lawfully purchase and possess one or more of the firearms listed or described in Conn. Gen. Stat. § 53-202a for defensive purposes.

26. Stiefel would like to purchase, sell, and possess one or more of the firearms listed or described in Conn. Gen. Stat. § 53-202a, but he is prohibited from doing so by Conn. Gen. Stat. § 53-202c and the risk that the Defendants will enforce Conn. Gen. Stat. § 53-202c against him.

Plaintiff Connecticut Citizens Defense League, Inc.

27. Plaintiff, Connecticut Citizens Defense League, Inc. (“CCDL”) is a non-profit educational foundation, incorporated under the laws of Connecticut, with its principal place of business in Seymour, Connecticut. Its mission is to preserve the effectiveness of the Second Amendment through legislative and grassroots advocacy, outreach, education, research, publication, legal action, and programs focused on the constitutional right to keep and bear arms. CCDL has over 41,000 members and supporters nationwide, with more than ninety-five percent of its members and supporters being residents of Connecticut. CCDL represents its members and supporters – which include individuals seeking to exercise their right to acquire, possess, and carry firearms for personal protection. CCDL brings this action on behalf of itself, its members, supporters who possess all the indicia of membership, and similarly situated members of the public.

28. CCDL has expended and diverted resources otherwise reserved for different institutional functions and purposes, and is adversely and directly harmed by the illegal and unconstitutional actions of the Defendants as alleged herein. CCDL has diverted, and continues to divert, significant time, money, effort, and resources to addressing the Defendants’ unconstitutional enforcement of the laws complained of herein that would otherwise be used for educational outreach, public relations, and/or programmatic purposes.

29. Among other diversions and threatened diversions, the Defendants’ unconstitutional enforcement of the laws complained of herein has forced, or likely will force, CCDL to divert previously allocated funds, energies, and resources to the cause of this legal action. Rather than working on other educational, outreach, public relations, and/or

programmatic events and operations, CCDL's officers and Executive Board members have devoted, are continuing to devote, or are likely to devote, significant time, money, effort, and resources to addressing the Defendants' unconstitutional enforcement of the laws complained of herein. CCDL, its officers, and its Executive Board members will be forced to continue diverting such time, money, effort, and resources from CCDL's normal educational, outreach, public relations, and/or programmatic events and operations so long as the Defendants' unconstitutional enforcement of the laws complained of herein persists.

30. As to CCDL's representative capacity claims, there are common questions of law that substantially affect the rights, duties and liabilities of many of CCDL's members as well as potentially numerous similarly situated residents whose constitutional rights have been, and are continuing to be, infringed by the Defendants' unconstitutional enforcement of the laws complained of herein. The interests CCDL seeks to protect are germane to its purpose.

31. Each of the individual Plaintiffs to this action – as described in the preceding paragraphs, are all members and supporters of CCDL.

Plaintiff Second Amendment Foundation, Inc.

32. Plaintiff Second Amendment Foundation, Inc. ("SAF") is a non-profit educational foundation incorporated under the laws of the State of Washington with its principal place of business in Bellevue, Washington. SAF seeks to preserve the effectiveness of the Second Amendment through educational and legal action programs. SAF has over 700,000 members and supporters nationwide, including many members in Connecticut.

33. The purpose of SAF includes education, research, publishing, and legal action focusing on the constitutional right to privately own and possess firearms under the Second

Amendment, and the consequences of gun control. The Court’s interpretation of the Second Amendment directly impacts SAF’s organizational interests, as well as SAF’s members and supporters in Connecticut, who enjoy exercising their Second Amendment rights. SAF brings this action on behalf of itself, its members, supporters who possess all the indicia of membership, and similarly situated members of the public. Many of SAF’s individual Connecticut members have been adversely and directly harmed and injured by Defendants’ enforcement of the statutory prohibition on the sale, transfer and ownership of so-called “assault weapons.”

34. The interests SAF seeks to protect are germane to its purpose. Indeed, the Connecticut statutes challenged herein have denied, and will continue to deny responsible, law-abiding adults their fundamental, individual right to keep and bear arms enshrined under the Second and Fourteenth Amendments of the U.S. Constitution. Defendants’ actions and failures alleged herein have caused SAF to dedicate resources that would otherwise be available for other purposes to protect the rights and property of its members, supporters, and the general public, including by and through this action. Each of the individual Plaintiffs to this action – as described in the preceding paragraphs – are members and supporters of SAF.

Defendant Edward M. Lamont, Jr.

35. The Defendant, Edward M. Lamont, Jr., (“Lamont”) is the governor of Connecticut, and he is sued in his official capacity. In his role as Connecticut governor, Lamont is constitutionally required to “take care that the laws be faithfully executed,” including the laws complained of herein. Conn. Const., Art. IV, § 12.

Defendant James Rovella

36. The Defendant, James Rovella (“Rovella”), is the Commissioner of Connecticut’s Department of Emergency Services and Public Protection (“DESPP”), and he is sued in his official capacity. In his role as the Commissioner, Rovella reports to Lamont and oversees the Connecticut State Police, which is responsible for investigating and initiating prosecutions under Connecticut law. *See* Conn. Gen. Stat. § 29-7. Additionally, DESPP possesses significant regulatory and administrative authority over Connecticut’s “assault weapons” prohibitions. *See, e.g.*, Conn. Gen. Stat. § 53-202d.

Defendant Patrick J. Griffin

37. The Defendant, Patrick J. Griffin (“Griffin”), is Connecticut’s Chief State’s Attorney and is sued in his official capacity. In his capacity as Chief State’s Attorney and head of the Division of Criminal Justice, Defendant Griffin oversees all Connecticut prosecutors. Additionally, he wields power to sign warrants, charging documents, applications for grand jury investigations, and supervises all appellate, post-trial, and post-conviction proceedings for criminal matters in Connecticut. This authority extends to prosecuting individuals who violate Connecticut’s “assault weapons” ban.

Defendant Margaret E. Kelley

38. The Defendant, Margaret E. Kelley (“Kelly”), is Connecticut’s State’s Attorney for the Ansonia/Milford Judicial District and is sued in her official capacity. As a Connecticut State’s Attorney, she is required to “diligently inquire after and make appropriate presentment and complaint to the Superior Court of all crimes and other criminal matters within the jurisdiction of the court in which the court may proceed.” Conn. Gen. Stat. § 51-286(a). Her

responsibilities and authority include prosecuting individuals who violate Connecticut's "assault weapons" ban.

Defendant David R. Applegate

39. The Defendant, David R. Applegate ("Applegate"), is Connecticut's State's Attorney for the Danbury Judicial District and is sued in his official capacity. As a Connecticut State's Attorney, he is required to "diligently inquire after and make appropriate presentment and complaint to the Superior Court of all crimes and other criminal matters within the jurisdiction of the court in which the court may proceed." Conn. Gen. Stat. § 51-286(a). His responsibilities and authority include prosecuting individuals who violate Connecticut's "assault weapons" ban.

Defendant Joseph T. Corradino

40. The Defendant, Joseph T. Corradino ("Corradino"), is Connecticut's State's Attorney for the Fairfield Judicial District and is sued in his official capacity. As a Connecticut State's Attorney, he is required to "diligently inquire after and make appropriate presentment and complaint to the Superior Court of all crimes and other criminal matters within the jurisdiction of the court in which the court may proceed." Conn. Gen. Stat. § 51-286(a). His responsibilities and authority include prosecuting individuals who violate Connecticut's "assault weapons" ban.

Defendant Sharmese L. Walcott

41. The Defendant, Sharmese L. Walcott ("Walcott"), is Connecticut's State's Attorney for the Hartford Judicial District and is sued in her official capacity. As a Connecticut State's Attorney, she is required to "diligently inquire after and make appropriate presentment

and complaint to the Superior Court of all crimes and other criminal matters within the jurisdiction of the court in which the court may proceed.” Conn. Gen. Stat. § 51-286(a). Her responsibilities and authority include prosecuting individuals who violate Connecticut’s “assault weapons” ban.

Defendant David R. Shannon

42. The Defendant, David R. Shannon (“Shannon”), is Connecticut’s State’s Attorney for the Litchfield Judicial District and is sued in his official capacity. As a Connecticut State’s Attorney, he is required to “diligently inquire after and make appropriate presentment and complaint to the Superior Court of all crimes and other criminal matters within the jurisdiction of the court in which the court may proceed.” Conn. Gen. Stat. § 51-286(a). His responsibilities and authority include prosecuting individuals who violate Connecticut’s “assault weapons” ban.

Defendant Michael A. Gailor

43. The Defendant, Michael A. Gailor (“Gailor”), is Connecticut’s State’s Attorney for the Middlesex Judicial District and is sued in his official capacity. As a Connecticut State’s Attorney, he is required to “diligently inquire after and make appropriate presentment and complaint to the Superior Court of all crimes and other criminal matters within the jurisdiction of the court in which the court may proceed.” Conn. Gen. Stat. § 51-286(a). His responsibilities and authority include prosecuting individuals who violate Connecticut’s “assault weapons” ban.

Defendant Christine Watson

44. The Defendant, Christine Watson (“Watson”), is Connecticut’s State’s Attorney for the New Britain Judicial District and is sued in her official capacity. As a Connecticut State’s Attorney, she is required to “diligently inquire after and make appropriate presentment and complaint to the Superior Court of all crimes and other criminal matters within the jurisdiction of the court in which the court may proceed.” Conn. Gen. Stat. § 51-286(a). Her responsibilities and authority include prosecuting individuals who violate Connecticut’s “assault weapons” ban.

Defendant John P. Doyle, Jr.

45. The Defendant, John P. Doyle, Jr. (“Doyle”), is Connecticut’s State’s Attorney for the New Haven Judicial District and is sued in his official capacity. As a Connecticut State’s Attorney, he is required to “diligently inquire after and make appropriate presentment and complaint to the Superior Court of all crimes and other criminal matters within the jurisdiction of the court in which the court may proceed.” Conn. Gen. Stat. § 51-286(a). His responsibilities and authority include prosecuting individuals who violate Connecticut’s “assault weapons” ban.

Defendant Paul J. Narducci

46. The Defendant, Paul J. Narducci (“Narducci”), is Connecticut’s State’s Attorney for the New London Judicial District and is sued in his official capacity. As a Connecticut State’s Attorney, he is required to “diligently inquire after and make appropriate presentment and complaint to the Superior Court of all crimes and other criminal matters within the jurisdiction of the court in which the court may proceed.” Conn. Gen. Stat. § 51-

286(a). His responsibilities and authority include prosecuting individuals who violate Connecticut's "assault weapons" ban.

Defendant Paul J. Ferencek

47. The Defendant, Paul J. Ferencek ("Ferencek"), is Connecticut's State's Attorney for the Stamford Judicial District and is sued in his official capacity. As a Connecticut State's Attorney, he is required to "diligently inquire after and make appropriate presentment and complaint to the Superior Court of all crimes and other criminal matters within the jurisdiction of the court in which the court may proceed." Conn. Gen. Stat. § 51-286(a). His responsibilities and authority include prosecuting individuals who violate Connecticut's "assault weapons" ban.

Defendant Matthew C. Gedansky

48. The Defendant, Matthew C. Gedansky ("Gedansky"), is Connecticut's State's Attorney for the Tolland Judicial District and is sued in his official capacity. As a Connecticut State's Attorney, he is required to "diligently inquire after and make appropriate presentment and complaint to the Superior Court of all crimes and other criminal matters within the jurisdiction of the court in which the court may proceed." Conn. Gen. Stat. § 51-286(a). His responsibilities and authority include prosecuting individuals who violate Connecticut's "assault weapons" ban.

Defendant Maureen Platt

49. The Defendant, Maureen Platt ("Platt"), is Connecticut's State's Attorney for the Waterbury Judicial District and is sued in her official capacity. As a Connecticut State's Attorney, she is required to "diligently inquire after and make appropriate presentment and

complaint to the Superior Court of all crimes and other criminal matters within the jurisdiction of the court in which the court may proceed.” Conn. Gen. Stat. § 51-286(a). Her responsibilities and authority include prosecuting individuals who violate Connecticut’s “assault weapons” ban.

Defendant Anne F. Mahoney

50. The Defendant, Anne F. Mahoney (“Mahoney”), is Connecticut’s State’s Attorney for the Windham Judicial District and is sued in her official capacity. As a Connecticut State’s Attorney, she is required to “diligently inquire after and make appropriate presentment and complaint to the Superior Court of all crimes and other criminal matters within the jurisdiction of the court in which the court may proceed.” Conn. Gen. Stat. § 51-286(a). Her responsibilities and authority include prosecuting individuals who violate Connecticut’s “assault weapons” ban.

FACTUAL ALLEGATIONS

Connecticut’s History Of “Assault Weapons” Regulation

51. Prior to 1993, Connecticut law did not prohibit the purchase, sale or possession of the firearms it now defines as “assault weapons.”

52. Firearms meeting the Connecticut law definition of “assault weapon” are referred to in the firearms industry as “modern sporting arms” or “modern sporting rifles” (“MSAs” or “MSRs”). For the purposes of this Complaint, the terms “MSA,” “MSR,” and “assault weapon” are used interchangeably.

53. In 1993, Connecticut enacted legislation that banned “assault weapons” and criminalized their possession, defining “assault weapons” as firearms “capable of fully

automatic, semiautomatic or burst fire at the option of the user.” 1993 Conn. Pub. Acts 93-306, § 1(a). The 1993 law also banned 67 specifically named semiautomatic firearm models.

54. In 1994, the United States Congress enacted the Violent Crime Control and Law Enforcement Act of 1994 (the “Act”), which restricted the manufacture, transfer, and possession of certain “semiautomatic assault weapons.” Like the Connecticut law, the Act designated particular firearm models – 18 models in all – as specifically banned, including the Colt AR-15 and other AR-15-platform firearms. The Act also created a two-feature test, which prohibited any semiautomatic firearm that bore at least two of the five so-called “military-style” physical features identified in the Act – e.g. a telescopic stock, a conspicuously protruding pistol grip, a bayonet mount, a flash suppressor, and a grenade launcher.

55. The Act expired in 2004 per its sunset provision.

56. In 2001, Connecticut amended its “assault weapon” ban to mirror the Act. 2001 Pub. Acts 01-103.

57. In 2013, Connecticut responded to the Sandy Hook Elementary School tragedy by specifically criminalizing the possession of the Bushmaster Model XM15-E2S rifle used in that school shooting, and numerous other firearms it considered “assault weapons.” Conn. Gen. Stat. § 53-202a.

Connecticut’s Current Criminalization Of “Assault Weapons”

58. Conn. Gen. Stat. § 53-202c(a) makes it a Class D felony for any person within Connecticut’s borders to possess an “assault weapon” as defined in Conn. Gen. Stat. § 53-202a. A violation of § 53-202c carries a mandatory one-year sentence of incarceration and a maximum of five years’ incarceration. *See* Conn. Gen. Stat. § 53a-35a(8).

59. Conn. Gen. Stat. § 53-202b(a)(1) makes it a Class C felony to distribute, transport, import, keep for sale, offer for sale, or gift an “assault weapon” within the state of Connecticut, save for very limited exceptions not relevant here. It imposes a mandatory two-year sentence of incarceration. *See* Conn. Gen. Stat. § 53-202b(a)(1). A Class C felony carries a maximum term of imprisonment of ten years’ incarceration. Conn. Gen. Stat. § 53a-35a(7).

60. Connecticut law permits individuals who lawfully possessed “assault weapons” on or prior to April 3, 2013 to continue to possess such “assault weapons” if they proved previous lawful ownership to the State Police, applied to the State Police for a certificate of possession of the “assault weapons” by January 1, 2014, and actually received that certificate. Conn. Gen. Stat. § 53-202d(a)(2). Their possession of the “assault weapon” is limited to narrowly defined places and for narrowly defined purposes which do not include self-defense outside of the home. Conn. Gen. Stat. § 53-202d(f).

61. Connecticut takes a two-track approach to defining what an “assault weapon” is for purposes of criminalizing its possession, sale, and transfer. First, Connecticut criminalizes the possession, sale, or transfer of approximately 160 specifically named firearm models in four statutory subsections on the grounds that they are considered “assault weapons.” *See generally* Conn. Gen. Stat. § 53-202a.

62. Highlighting the randomness of the firearms named, the list of banned semiautomatic firearms in Conn. Gen. Stat. § 53-202a bizarrely includes the Remington Tactical Rifle Model 7615, which is not a semiautomatic firearm at all, but is a pump-action rifle. Conn. Gen. Stat. § 53-202a(1)(B).

63. Second, Conn. Gen. Stat. § 53-202a provides general descriptive guidelines as to what also constitutes an “assault weapon:”

- a. “Any selective-fire firearm capable of fully automatic, semiautomatic or burst fire at the option of the user....” Conn. Gen. Stat. § 53-202a(1)(A)(i).
- b. “A part or combination of parts designed or intended to convert a firearm into an assault weapon” as defined further in the statutory definition of the statute. Conn. Gen. Stat. § 53-202a(1)(A)(ii).
- c. “A semiautomatic, centerfire rifle that has an ability to accept a detachable magazine and has at least one of the following: (I) A folding or telescoping stock; (II) Any grip of the weapon, including a pistol grip, a thumbhole stock, or any other stock, the use of which would allow an individual to grip the weapon, resulting in any finger on the trigger hand in addition to the trigger finger being directly below any portion of the action of the weapon when firing; (III) A forward pistol grip; (IV) A flash suppressor; or (V) A grenade launcher or flare launcher....” Conn. Gen. Stat. § 53-202a(1)(E)(i).
- d. “A semiautomatic, centerfire rifle that has a fixed magazine with the ability to accept more than ten rounds;” Conn. Gen. Stat. § 53-202a(1)(E)(ii).
- e. “A semiautomatic, centerfire rifle that has an overall length of less than thirty inches.” Conn. Gen. Stat. § 53-202a(1)(E)(iii).

- f. “A semiautomatic pistol that has an ability to accept a detachable magazine and has at least one of the following: (I) An ability to accept a detachable ammunition magazine that attaches at some location outside of the pistol grip; (II) A threaded barrel capable of accepting a flash suppressor, forward pistol grip or silencer; (III) A shroud that is attached to, or partially or completely encircles, the barrel and that permits the shooter to fire the firearm without being burned, except a slide that encloses the barrel; or (IV) A second hand grip.... Conn. Gen. Stat. § 53-202a(1)(E)(iv).
- g. “A semiautomatic pistol with a fixed magazine that has the ability to accept more than ten rounds;” Conn. Gen. Stat. § 53-202a(1)(E)(v).
- h. “A semiautomatic shotgun that has both of the following: (I) A folding or telescoping stock; and (II) Any grip of the weapon, including a pistol grip, a thumbhole stock, or any other stock, the use of which would allow an individual to grip the weapon, resulting in any finger on the trigger hand in addition to the trigger finger being directly below any portion of the action of the weapon when firing....” Conn. Gen. Stat. § 53-202a(1)(E)(vi).
- i. “A semiautomatic shotgun that has the ability to accept a detachable magazine.” Conn. Gen. Stat. § 53-202a(1)(E)(vii).
- j. “A shotgun with a revolving cylinder.” Conn. Gen. Stat. § 53-202a(1)(E)(viii).

k. “A part or combination of parts designed or intended to convert a firearm into an assault weapon... any combination of parts from which an assault weapon may be assembled if those parts are in the possession or under the control of the same person.” Conn. Gen. Stat. § 53-202a(1)(F).

64. The result of this statutory scheme is to criminalize the possession of not only many fully automatic, selective fire, and burst fire firearms, but it also criminalizes the possession of many ubiquitous semiautomatic firearms that are widely popular and commonly used for lawful purposes throughout the United States.

65. An additional consequence of Connecticut’s statutory scheme is that a conviction for the possession of an “assault weapon” is a felony conviction, rendering a person ineligible to ever again lawfully possess any firearm. *See e.g.*, 18 U.S.C. § 922(g)(1).

“Assault Weapons” are “Modern Sporting Arms,” and Are in Common Use for Lawful Purposes Throughout the United States.

66. MSAs (Connecticut’s “assault weapons”) are widely popular and in common use throughout the United States for lawful purposes.

67. The National Shooting Sports Foundation (“NSSF”) – a firearms trade association based in Newtown, Connecticut – estimated in 2020 that 19,797,000 MSRs have been manufactured or imported into the United States based on the most available statistics compiled by federal authorities. *See Exhibit A – NSSF Report on Firearm Production In The U.S., p. 7*; *see also Miller v. Bonta*, 542 F.Supp.3d 1009, 1022 (S.D. Cal. 2021) (discussing evidence after a bench trial). The number of manufactured or imported MSRs has steadily increased in the United States over the years. *See Exhibit A, p. 7.*

68. The NSSF further reports that approximately 48% of rifles produced in the United States were MSRs *Id.* at p. 7.

69. The NSSF also conducted a survey that reported that 34% of buyers purchased an MSR a/k/a “assault rifle” for personal protection, 36% for target practice or informal shooting, and 29% for hunting. *Miller*, 542 F.Supp.3d at 1022 (referring to MSRs as “modern rifles”).

70. Further solidifying the statistical data, the NSSF reported that, in 2018, approximately 18,327,314 people participated nationally in target and sport shooting with MSRs. *Id.*

71. In 2018, Americans bought twice as many MSRs as they did Ford-150s – the most popular pickup truck in America. *Id.* at 1022-1023.

72. Courts have already recognized that firearms considered “assault weapons” under Connecticut law are in common use throughout the United States:

- a. In 2015, the Second Circuit held that “[e]ven accepting the most conservative estimates cited by the parties and by amici, the assault weapons and large-capacity magazines at issue are ‘in common use’ as the term was used in *Heller*.” *New York State Rifle and Pistol Ass’n, Inc. v. Cuomo*, 804 F.3d 242, 255 (2d. Cir. 2015).
- b. In 2011, the D.C. Circuit held “that semi-automatic rifles and magazines holding more than ten rounds are indeed in ‘common use,’ as the plaintiffs contend.” *Heller v. District of Columbia*, 670 F.3d 1244, 1261 (D.C. Cir. 2011).

“Assault Weapons” are Typically Used for Lawful Purposes.

73. In 2019, a pregnant Florida woman used a single shot from a lawfully-owned AR-15-platform firearm to mortally wound one of the two home invaders who had already fired a shot and were pistol whipping her husband. **Exhibit B.**

74. In March 2017, an Oklahoma man used a lawfully-owned AR-15-platform firearm to shoot three masked home invaders during a confrontation inside his father’s home. **Exhibit C.**

75. In April 2018, two men – one armed with a handgun and the other with an AR-15-platform firearm – were forced into a gunfight with three masked home invaders who attempted to use a police entrance tactic. **Exhibit D.** They were forced to fire approximately 30 shots in the confrontation and successfully repelled the intruders without harm to themselves. *Id.*

76. In February 2018, a firearms instructor intervened with an AR-15-platform firearm in an argument outside his apartment when one of the participants threatened to use a knife and actually stabbed a person, successfully deterring the assailant from any further misconduct. **Exhibit E.**

77. In November 2017, Stephen Willeford – a former firearms instructor – intervened with an AR-15-platform firearm in the deadliest mass shooting event in Texas history when Devin Kelley attacked a Baptist Church in Sutherland Springs, Texas. **Exhibit F.** After Kelley killed 26 people and wounded 26 others, Willeford realized what was happening and left the safety of his home to engage Kelley with his AR-15. *Id.* Willeford wounded Kelley twice in the shootout, forcing him to stop his massacre, and flee the scene.

Id. Willeford subsequently pursued him with a motorist's aid until Kelley committed suicide.

Id.

***Connecticut Bans Common Features of Firearms Under Its Definition
of "Assault Weapons" That Actually Render the Firearms Safer.***

78. Pistol grips are a longstanding historical feature of rifles that date back for centuries. Conn. Gen. Stat. § 53-202a(1)(E)(i) bans their use on semiautomatic, centerfire rifles with detachable magazines. Conn. Gen. Stat. § 53-202a(1)(E)(vi) bans their use on shotguns.

79. The primary purpose of a pistol grip is to improve ergonomics, which, in turn, improves a firearm's accuracy by shaping the user's grip into a more natural and comfortable position. A pistol grip does not increase the danger of a firearm in any meaningful way, and it has been historically used for centuries and remains in common use today.

80. Thumbhole stocks have a historical basis with custom stocks from the 1600s through the modern era employing similar concepts. Conn. Gen. Stat. § 53-202a(1)(E)(i) bans their use on semiautomatic centerfire rifles with detachable magazines. Conn. Gen. Stat. § 53-202a(1)(E)(vi) bans their use on shotguns.

81. Like a pistol grip, the primary purpose of a thumbhole stock is to improve ergonomics and accuracy by shaping the user's grip in a natural and comfortable position. A thumbhole stock does not increase the danger of a firearm in any meaningful way, and it has been historically used for centuries and remains in common use today.

82. Folding or telescopic stocks date back to at least the 1650-1700 period, and they reached more mainstream popularity in the 1700s and continue to be a common feature of firearms today. Conn. Gen. Stat. § 53-202a(1)(E)(i) bans their use on semiautomatic centerfire

rifles with detachable magazines. Conn. Gen. Stat. § 53-202a(1)(E)(vi) bans their use on shotguns.

83. The primary purpose of a telescopic or folding stock is to adjust the length of a firearm to give the user more control over it based on their height and body type. More control over a firearm renders it safer to use and more accurate. Thus, a telescopic or folding stock does not increase the danger of a firearm in any meaningful way, and it has been historically used for centuries and remains in common use today.

84. Forward pistol grips appeared on firearms as early as the 1860s and gradually became more popular for some firearms. Conn. Gen. Stat. § 53-202a(1)(E)(i) bans their use on semiautomatic centerfire rifles with detachable magazines.

85. Like the other features previously discussed, a forward pistol grip or a vertical forend gives a user greater control of a firearm, which increases accuracy. Forward pistol grips also increase the accuracy of firearms when used in a prone position. They do not increase the danger of a firearm in any meaningful way, and they have been used for centuries and remain in common use today.

86. Flash suppressors first appeared in the early 1900s as a combination of sound and flash suppressor. Conn. Gen. Stat. § 53-202a(1)(E)(i) bans their use on semiautomatic centerfire rifles with detachable magazines.

87. The purpose of a flash suppressor is to divert the muzzle flash in ways that mitigate its profile – a feature that is nigh indispensable in low light shooting situations such as a home at night. A muzzle flash in a dark environment temporarily affects a user's vision, placing them at a momentary disadvantage to possible intruders. A flash suppressor enables a

user to retain full use of their visual faculties in dark environments, making their use of a firearm safer. It does not increase the danger of a firearm in any meaningful way, and it has been used for almost a century and remains in common use today.

88. Rifles or other long guns under 30 inches in length date back to the 16th century and have remained popular ever since. Conn. Gen. Stat. § 53-202a(1)(E)(iii) criminalizes their possession.

89. Rifles or long guns under 30 inches are particularly well-suited for home defense because they permit a user to more easily navigate doorways and corners. They additionally are more suited for smaller individuals or disabled users who require a rifle or other long gun that is lighter and easier to handle. A shorter long gun or rifle is no more deadly than any other firearm, and they have been used for centuries and remain in common use today.

90. Shotguns with revolving cylinders date back to the early 1800s and have remained in common use since. In fact, virtually every early American revolver manufacturer offered a revolving shotgun model for purchase as well. Conn. Gen. Stat. § 53-202a(1)(E)(viii) and § 53-202c criminalizes the possession of shotguns with revolving cylinders.

91. Most modern shotguns have the capacity to accept between 3 to 6 rounds in a tubular magazine. A revolving cylinder does not meaningfully increase the danger of a shotgun, and shotguns with revolving cylinders have existed in common usage since the advent of the revolver, and remain in common use today.

**COUNT ONE – 42 U.S.C. § 1983 CLAIM FOR VIOLATION OF SECOND
AMENDMENT AND FOURTEENTH AMENDMENT RIGHTS**

92. Paragraphs 1 through 91 are incorporated herein.

93. The Second Amendment guarantees “the right of the people to keep and bear Arms.” U.S. Const. Amend. II.

94. The Fourteenth Amendment applies the Second Amendment to the states, including the Defendants. *New York State Rifle & Pistol Association, Inc. v. Bruen*, 142 S.Ct. 2111, 2137 (Jun. 23, 2022) (“Strictly speaking, New York is bound to respect the right to keep and bear arms because of the Fourteenth Amendment, not the Second”).

95. On October 19, 2015, the Second Circuit affirmed this Court’s decision upholding the constitutionality of Connecticut’s laws prohibiting the possession of “semiautomatic assault weapons....” *See New York State Rifle and Pistol Ass’n, Inc. v. Cuomo*, 804 F.3d 343 (2d Cir. 2015). The U.S. Supreme Court denied the plaintiffs’ petition for a writ of certiorari. *See Shew v. Malloy*, 136 S.Ct. 2486 (Mem) (Jun 20, 2016).

96. The U.S. Supreme Court’s decision in *New York State Rifle & Pistol Association, Inc. v. Bruen*, 142 S.Ct. 2111 (Jun. 23, 2022), however, strips *Cuomo* of its binding effect because it completely reshaped Second Amendment analysis in the United States. Courts have recognized the sea change as follows:

- a. The U.S. Supreme Court summarily reversed and remanded a Fourth Circuit decision upholding Maryland’s “assault weapons” ban for reconsideration in light of *Bruen*. *See Bianchi v. Frosh*, 142 S.Ct. 2898 (Mem) (Jun. 30, 2022).

- b. The Ninth Circuit vacated, and remanded for reconsideration, a decision by a U.S. District Court for the Southern District of California striking down California’s “assault weapons” ban in light of *Bruen* because *Bruen* employed a different method of analysis. See *Miller v. Bonta*, 2022 WL 3095986 (Aug. 1, 2022).

97. The *Cuomo* analysis employed a two-step interest-balancing test akin to a burden-shifting analysis:

- a. Under first step, courts examined whether the arms at issue are “in common use” and are “typically possessed by law-abiding citizens for lawful purposes.” *Cuomo*, 804 F.3d at 254-55.
- b. The second step required courts to select a standard of scrutiny based on how close the law comes to the core of the Second Amendment right” and “the severity of the law’s burden on the right.” *Id.* at 258.

98. *Cuomo*’s second step was remarkably malleable to being a public policy inquiry. As applied in *Cuomo*, the Second Circuit used two factors to inform the inquiry: home defense and the popularity of weapons compared to handguns. Based on the two competing factors, it applied intermediate scrutiny instead of strict scrutiny to the regulations at issue and held that they did not impose sufficiently severe burdens on fundamental constitutional rights because there were readily available alternatives such as handguns for home defense. *Id.* at 258-261.

99. *Bruen* completely abolishes the quasi-public policy and scrutiny analyses. Its reshaping of the analysis starts and ends with two basic principles:

- a. “[W]hen the Second Amendment’s plain text covers an individual’s conduct, the Constitution presumptively protects that conduct.” *Bruen*, 142 S.Ct. at 2126.
- b. “[T]he government must demonstrate that the regulation is consistent with this Nation’s historical tradition of firearm regulation.” *Id.*

100. The Second Amendment’s plain text covers the conduct that the Plaintiffs seek to engage in and that the Defendants criminalize: the keeping and bearing of commonly used firearms for personal defense and other lawful purposes.

101. The firearms that the Plaintiffs seek to purchase, possess, and carry, but which are effectively banned by the statutory scheme challenged herein, do not fall within the “dangerous and unusual” category mentioned in *District of Columbia v. Heller*, 554 U.S. at 627.

102. Instead, as the Plaintiffs show, analogous firearms have been developed and used for lawful purposes centuries. Such firearms came to the fore both prior to and after the adoption of the Second Amendment, and they were an integral part of personal use in America, especially in the American West, at the time that the Fourteenth Amendment was adopted to apply the Bill of Rights to the states.

103. Neither the 1791 historical tradition at the time the Second Amendment was ratified, nor the 1868 historical tradition at the time that the Fourteenth Amendment applied the Bill of Rights against the states, contained any well-established prohibition on “assault weapons” or their historical equivalents. *See Bruen*, 142 S.Ct. at 2138 (acknowledging a scholarly debate over whether the 1791 historical tradition or the 1868 historical tradition controls the analysis).

104. Conn. Gen. Stat. § 53-202c and its accompanying statutory provisions in Conn. Gen. Stat. §§ 53-202a-f and Conn. Gen. Stat. §§ 53-202h-j, violate the Plaintiffs rights under the Second and Fourteenth Amendments by criminalizing the possession and bearing of:

- a. Common firearms – at least one of which has been for many years the single most popular rifle platform in the United States; and
- b. Common firearm features that make them safer for all users, and more accessible to people with disabilities, including telescopic stocks, pistol grips, forward grips, etc.

105. The Defendants' actions to enforce Conn. Gen. Stat. § 53-202c and its accompanying statutory provisions violate, and threaten to imminently violate, the legally protected interests, rights, privileges, or immunities secured to the Plaintiffs by the Second and Fourteenth Amendments of the United States Constitution.

106. The relief sought herein would fairly redress the injuries the Plaintiffs claim.

107. Without the declaratory and injunctive relief requested herein, the Plaintiffs will continue to suffer the violation of their legally protected interests, rights, privileges, or immunities secured to the Plaintiffs by the Second and Fourteenth Amendments of the United States Constitution.

COUNT TWO – DECLARATORY JUDGMENT ACT, 28 U.S.C. §§ 2201-2202
CLAIM FOR VIOLATION OF SECOND AMENDMENT
AND FOURTEENTH AMENDMENT RIGHTS

108. Paragraphs 1 through 107 are incorporated herein.

109. An actual, substantial, and concrete case and controversy exists between the parties on the constitutionality and enforceability of Conn. Gen. Stat. §§ 53-202a-f and Conn. Gen. Stat. §§ 53-202h-j;

110. Without the declaratory and injunctive relief requested herein, the Plaintiffs will continue to suffer the violation of their legally protected interests, rights, privileges, or immunities secured to the Plaintiffs by the Second and Fourteenth Amendments of the United States Constitution.

PRAYER FOR RELIEF

WHEREFORE, the Plaintiffs seek the following relief:

- A. Pursuant to Counts One and Two, a declaratory judgment that Conn. Gen. Stat. §§ 53-202a-f and Conn. Gen. Stat. §§ 53-202h-j violate the Second Amendment to the United States Constitution;
- B. Pursuant to Counts One and Two, a permanent injunction barring the Defendants from enforcing Conn. Gen. Stat. §§ 53-202a-f and Conn. Gen. Stat. §§ 53-202h-j;
- C. Pursuant to Counts One and Two, costs and attorneys' fees;
- D. Any such other and further relief that the Court deems just and reasonable.

Dated: SEPTEMBER 29, 2022

Respectfully submitted,

//s// Doug Dubitsky
Doug Dubitsky, Esq.
(ct21558)
LAW OFFICES OF DOUG DUBITSKY
P.O. Box 70
North Windham, CT 06256
Telephone: 860.933.9495
Facsimile: 866.477.1120
Email: doug@lawyer.com

//s// Craig C. Fishbein
Craig C. Fishbein, Esq.
(ct25142)
FISHBEIN LAW FIRM, LLC
100 South Main Street
P.O. Box 363
Wallingford, Connecticut 06492
Telephone: 203.265.2895
Facsimile: 203.294.1396
E-mail: ccf@fishbeinlaw.com

//s// Cameron L. Atkinson
Cameron L. Atkinson, Esq.
(ct31219)
ATKINSON LAW, LLC
122 Litchfield Rd., Ste. 2
P.O. Box 340
Harwinton, CT 06791
Telephone: 203.677.0782
Email: catkinson@atkinsonlawfirm.com

Attorneys for the Plaintiffs

INDUSTRY INTELLIGENCE REPORTSSM

HELPING OUR MEMBERS MAKE INFORMED DECISIONS



FIREARM PRODUCTION IN THE UNITED STATES WITH FIREARM IMPORT AND EXPORT DATA

Providing a comprehensive overview of firearm production trends spanning a period of 28 years, this report is based primarily on the data sourced from the Bureau of Alcohol, Tobacco, Firearms and Explosives' (ATF's) Annual Firearms Manufacturing and Export Reports (AFMER). Every effort has been made to provide accurate and updated information so the reader may keep this edition as a reliable resource for trend information. Production data is a leading indicator of industry performance; this is especially true when combined with other valuable sources of information.

This edition includes manufacturing trends for ammunition as sourced from Census Bureau's Annual Survey of Manufacturers (ASM) used for all years that fall between the fifth-year economic census reports. Import and export statistics for firearms compiled from the U.S. International Trade Commission (USITC) are presented in conjunction with the AFMER numbers to provide a more accurate picture of the historical production that has been made available to the U.S. market. These data sources, when used collectively, help to provide an overview of the firearm and ammunition manufacturing industries.

Information on production, imports, exports and other manufacturing variables are only a piece of a more complex puzzle of the firearm industry. Other factors outside of the manufacturing sector, such as the retail sector, the economy and frequently the political climate, must all be taken into consideration. The limitation of the AFMER data is that it reflects historic trends; however, using the data in combination with other reports does provide a more complete picture of the industry. Firearm and ammunition production provide a very significant contribution to the national economy in terms of jobs, wages, and benefits. In addition, capital expenditures on materials (energy, equipment, fuels) help boost local economies.

KEY FINDINGS

- The average annual production of firearms in the U.S. was 5,400,893 for the last quarter century.
- Total firearm production reported in the 2018 AFMER was 7,948,473 – an increase of 0.6% over 2017 reported figures.
- Long guns totaled 3,441,297 and accounted for 43.3% of total 2018 U.S. firearm production. Of that, rifles totaled 2,905,178 (84.4% of long gun production) and shotguns totaled 536,119 (15.6%).

*** See back for all Key Findings**

INDUSTRY INTELLIGENCE REPORTS

U.S. Firearm Production (1991 – 2018)

Year	Pistols	Revolvers	Total Handguns	Rifles	Shotguns	Total Long Guns	Production Total (a)	% Change in Total Production Year over Year
1991	1,378,252	456,966	1,835,218	883,482	828,426	1,711,908	3,547,126	-7.8%
1992	1,669,537	469,413	2,138,950	1,001,708	1,018,204	2,019,912	4,158,862	17.2%
1993	2,093,362	562,292	2,655,654	1,173,694	1,148,939	2,322,633	4,978,287	19.7%
1994	2,004,298	586,450	2,590,748	1,316,607	1,254,924	2,571,531	5,162,279	3.7%
1995	1,195,284	527,664	1,722,948	1,441,120	1,176,958	2,618,078	4,341,026	-15.9%
1996	987,528	498,944	1,486,472	1,424,315	925,732	2,350,047	3,836,519	-11.6%
1997	1,036,077	370,428	1,406,505	1,251,341	915,978	2,167,319	3,573,824	-6.8%
1998	960,365	324,390	1,284,755	1,345,899	1,036,520	2,382,419	3,667,174	2.6%
1999	995,446	335,784	1,331,230	1,569,685	1,106,995	2,676,680	4,007,910	9.3%
2000	962,901	318,960	1,281,861	1,583,042	898,442	2,481,484	3,763,345	-6.1%
2001	626,836	320,143	946,979	1,284,554	679,813	1,964,367	2,911,346	-22.6%
2002	741,514	347,070	1,088,584	1,515,286	741,325	2,256,611	3,345,195	14.9%
2003	811,660	309,364	1,121,024	1,430,324	726,078	2,156,402	3,277,426	-2.0%
2004	728,511	294,099	1,022,610	1,325,138	731,769	2,056,907	3,079,517	-6.0%
2005	803,425	274,205	1,077,630	1,431,372	709,313	2,140,685	3,218,315	4.5%
2006	1,021,260	382,069	1,403,329	1,496,505	714,618	2,211,123	3,614,452	12.3%
2007	1,219,664	391,334	1,610,998	1,610,923	645,231	2,256,154	3,867,152	7.0%
2008	1,387,271	431,753	1,819,024	1,746,139	630,710	2,376,849	4,195,873	8.5%
2009	1,868,268	547,547	2,415,815	2,253,103	752,699	3,005,802	5,421,617	29.2%
2010	2,087,577	558,927	2,646,504	1,830,556	743,378	2,573,934	5,220,438	-3.7%
2011	2,464,255	572,857	3,037,112	2,305,854	862,401	3,168,255	6,205,367	18.9%
2012	3,311,081	667,357	3,978,438	3,109,940	949,010	4,058,950	8,037,388	29.5%
2013	4,314,550	725,282	5,039,832	3,996,673	1,203,072	5,199,745	10,239,577	27.4%
2014	3,602,577	744,047	4,346,624	3,379,009	935,411	4,314,420	8,661,044	-15.4%
2015	3,553,035	884,578	4,437,613	3,701,443	777,273	4,478,716	8,916,329	2.9%
2016	4,705,930	856,288	5,562,218	4,198,692	848,615	5,047,307	10,609,525	19.0%
2017	3,691,006	720,917	4,411,923	2,821,945	667,350	3,489,295	7,901,218	-25.5%
2018	3,842,344	664,832	4,507,176	2,905,178	536,119	3,441,297	7,948,473	0.6%
TOTALS	54,063,814	14,143,960	68,207,774	55,333,527	24,165,303	79,498,830	147,706,604	

Source: Bureau of Alcohol, Tobacco, Firearms and Explosives (ATF) Annual Firearms Manufacturing and Export Report (AFMER).

NOTE: Data is in total units and represents the number of firearms "manufactured and disposed of in commerce during the calendar year.

* Totals include firearms sold for export and law enforcement, but not military sales.

(a): Does not include AFMER MISC firearms category which includes items such as: pen guns and starter guns. Also adjusted to exclude/include, as noted:

From 2011 – 2018 several adjustments were made to the data in this chart due to omissions in the AFMER report (i.e.: figures for long guns manufactured by Savage Arms were omitted from the 2017 AFMER), duplication of production due to parts manufactured by machine shops (i.e.: parts reported by machine shop in addition to being reported by the firearm manufacturer resulting in double-counting) and adjustments to the miscellaneous category (i.e: Aero Precision).



U.S. Firearm Production (1994 – 2018)

ANNUAL AVERAGES

Years	Pistols	Revolvers	Total Handguns	Rifles	Shotguns	Total Long Guns	Production Total
25 YR (1994 to 2018)	1,956,907	506,212	2,463,118	2,090,986	846,789	2,937,775	5,400,893
20 YR (1999 to 2018)	2,136,956	517,371	2,654,326	2,274,768	792,981	3,067,749	5,722,075
15 YR (2004 to 2018)	2,573,384	581,073	3,154,456	2,540,831	780,465	3,321,296	6,475,752
10 YR (2009 to 2018)	3,344,062	694,263	4,038,326	3,050,239	827,533	3,877,772	7,916,098
5 YR (2014 to 2018)	3,878,978	774,132	4,653,111	3,401,253	752,954	4,154,207	8,807,318

Source: Bureau of Alcohol, Tobacco, Firearms and Explosives (ATF) Annual Firearms Manufacturing and Export Report (AFMER). Data is in total units and represents the number of firearms "manufactured and disposed of in commerce during the calendar year." Totals include firearms sold for export and law enforcement, but not military sales.

2019 Interim data prepared July 7, 2020. The interim report indicates preliminary data for which the following number of units were reported as manufactured by the manufacturer. This interim AFMER report represents firearms (including separate frames or receivers, actions or barreled actions) manufactured and disposed of in commerce during the calendar year.

Year	Pistols	Revolvers	Total Handguns	Rifles	Shotguns	Total Long-Guns	Production Total
MANUFACTURED							
2019 Interim	3,035,719	579,263	3,614,982	1,951,898	480,444	2,432,342	6,047,324

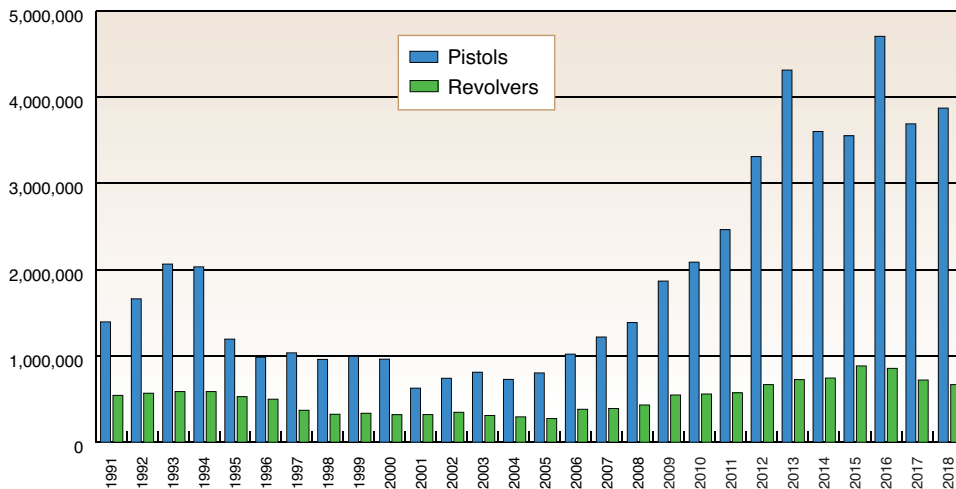
The full 2019 report is expected to be available approximately February 2021. Look for it at www.atf.gov.



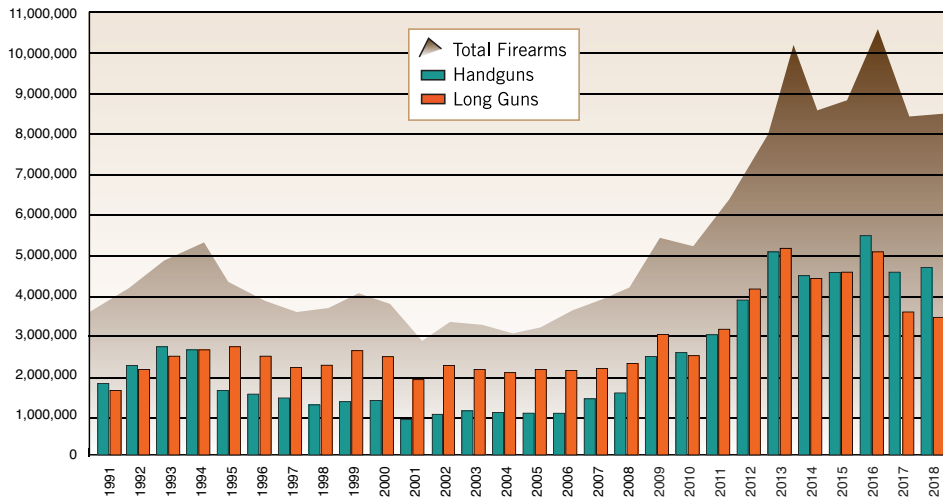
INDUSTRY INTELLIGENCE REPORTS

U.S. Firearm Production (1991 – 2018)

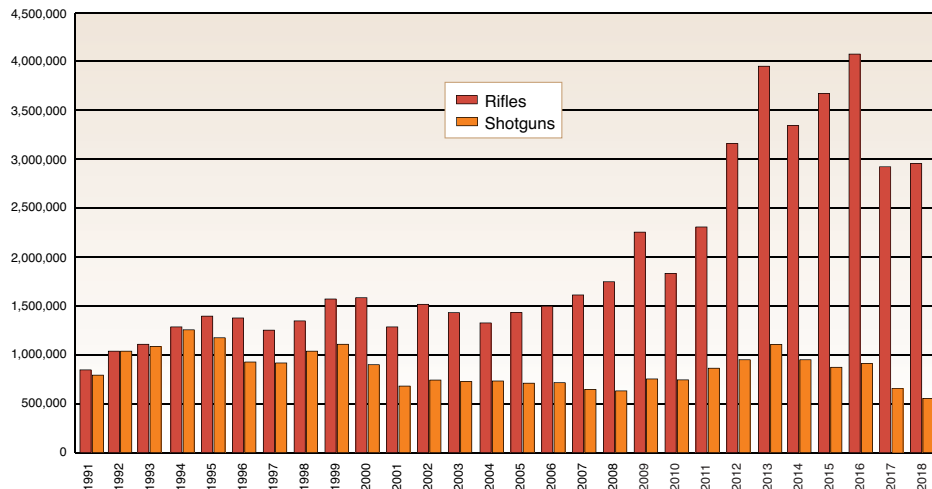
Handguns



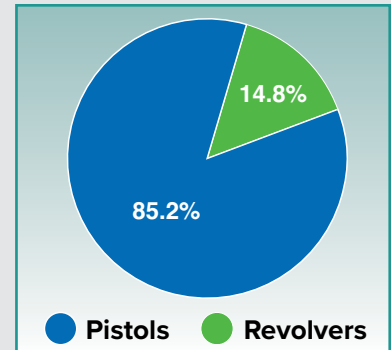
Total Production



Long Guns



2018 Production At A Glance



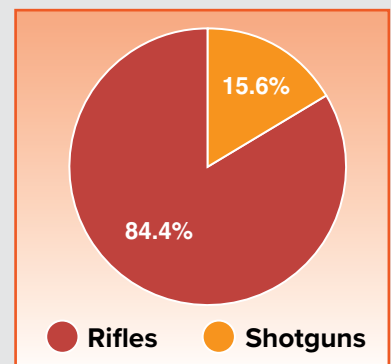
Pistols by Caliber

To .22	417,805	10.9%
To .25	25,370	0.7%
To .32	30,306	0.8%
To .380	760,044	19.8%
To 9mm	2,062,010	53.7%
To .50	546,809	14.2%
Total	3,842,344	100.0%

Revolver by Caliber

To .22	271,553	40.8%
To .32	1,100	0.2%
To .357 M	113,394	17.1%
To .38 Sp	199,028	29.9%
To .44 M	42,434	6.4%
To .50	37,323	5.6%
Total	664,832	100.0%

NOTE: Caliber designations as reported in ATF reports are preceded by the word "to." This represents a range of calibers in a category. For example, the pistol "To .50" category includes .40- and .45-caliber models among others that are larger than 9mm.

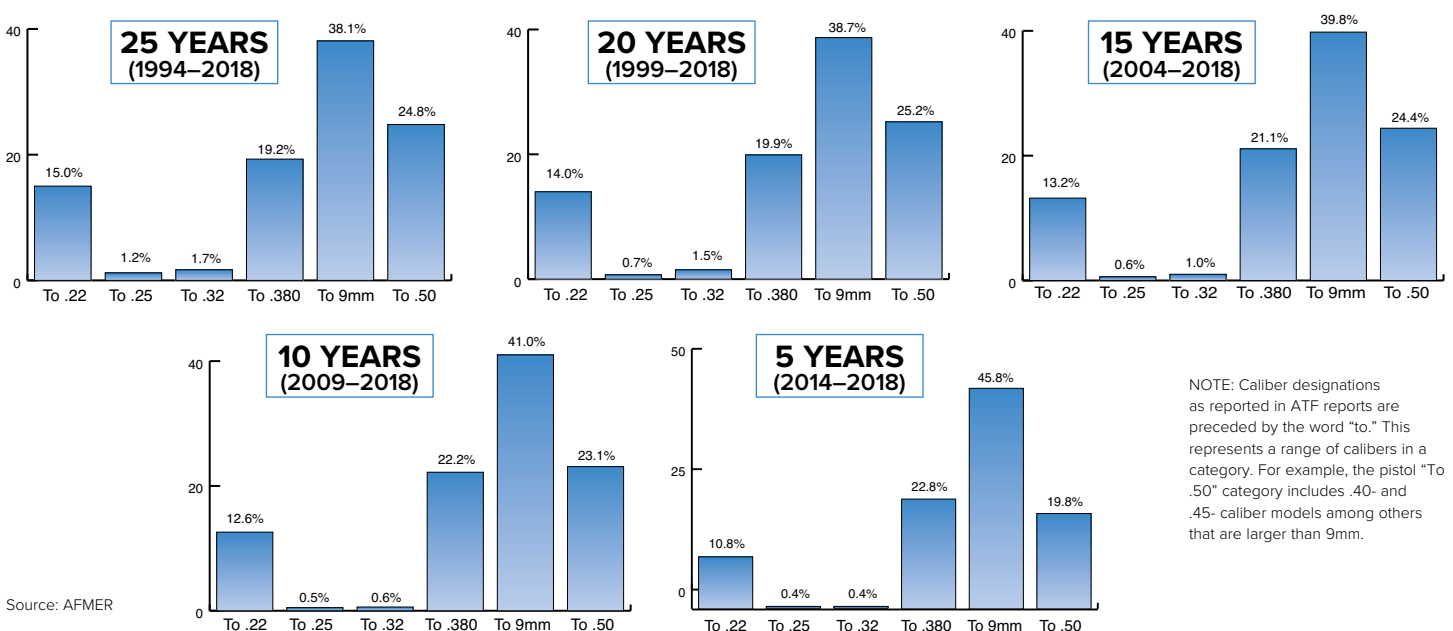


U.S. Pistol Production by Caliber (1991 – 2018)



Year	To .22	To .25	To .32	To .380	To 9mm	To .50	TOTALS
1991	306,088	252,370	55,007	215,595	358,228	190,964	1,378,252
1992	352,621	253,955	50,916	371,095	468,182	172,768	1,669,537
1993	452,509	277,306	52,268	508,469	586,039	216,771	2,093,362
1994	449,495	119,769	25,972	313,915	750,693	344,454	2,004,298
1995	260,059	51,025	19,220	182,801	398,472	283,707	1,195,284
1996	206,485	41,156	20,709	166,089	319,696	233,393	987,528
1997	250,983	43,103	43,623	154,046	303,212	241,110	1,036,077
1998	184,836	50,936	62,338	98,266	284,374	279,615	960,365
1999	229,852	24,393	52,632	81,881	270,298	336,390	995,446
2000	184,577	23,198	60,527	108,523	277,176	308,900	962,901
2001	123,374	5,697	57,823	41,634	213,378	184,930	626,836
2002	144,722	10,009	53,999	59,476	205,197	268,111	741,514
2003	189,785	10,987	43,471	79,788	219,668	267,961	811,660
2004	211,473	10,140	32,435	68,291	182,493	223,679	728,511
2005	139,178	10,455	29,024	107,386	299,681	217,701	803,425
2006	141,651	9,625	39,197	126,939	352,383	351,465	1,021,260
2007	180,419	11,361	43,914	138,484	391,312	454,174	1,219,664
2008	195,633	14,586	40,485	278,945	421,746	435,876	1,387,271
2009	320,697	15,053	47,396	390,897	586,364	507,861	1,868,268
2010	320,237	21,722	39,792	615,630	591,876	498,320	2,087,577
2011	357,884	19,182	13,890	537,063	838,957	697,279	2,464,255
2012	586,625	9,853	11,248	582,645	1,175,564	945,146	3,311,081
2013	554,431	18,578	6,591	852,663	1,653,900	1,228,387	4,314,550
2014	410,747	19,097	10,494	873,087	1,254,582	1,034,570	3,602,577
2015	410,041	11,567	14,763	819,103	1,531,033	766,528	3,553,035
2016	439,628	13,174	10,269	1,129,761	2,275,660	837,438	4,705,930
2017	408,705	11,135	8,152	848,425	1,756,618	657,971	3,691,006
2018	417,805	25,370	30,306	760,044	2,062,010	546,809	3,842,344
TOTALS	8,430,540	1,384,802	976,461	10,510,941	20,028,792	12,732,278	54,063,814

Percentage of Pistols produced in the U.S. by caliber



Source: AFMER

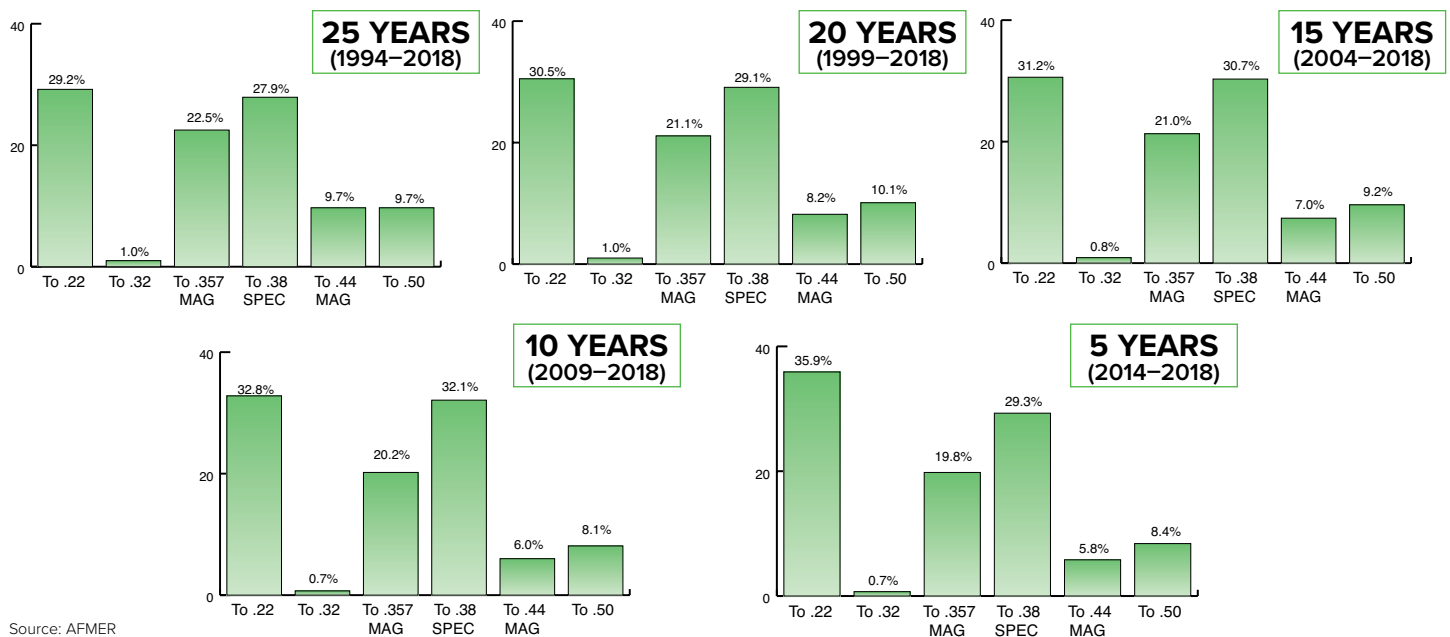
INDUSTRY INTELLIGENCE REPORTS

U.S. Revolver Production by Caliber (1991 – 2018)



Year	To .22	To .32	To .357 MAG	To .38 SPEC	To .44 MAG	To .50	TOTALS
1991	79,676	10,957	155,237	121,387	76,582	13,127	456,966
1992	74,408	10,243	168,720	120,721	80,705	14,616	469,413
1993	122,614	10,421	183,328	146,767	70,381	28,781	562,292
1994	133,990	9,160	170,856	146,630	89,713	36,101	586,450
1995	99,578	4,381	210,379	92,913	90,144	30,269	527,664
1996	127,119	3,083	134,910	115,432	80,456	37,944	498,944
1997	109,296	3,876	70,792	85,935	61,324	39,205	370,428
1998	68,108	2,602	73,905	77,289	64,236	38,250	324,390
1999	80,140	5,844	68,174	86,356	55,957	39,313	335,784
2000	79,472	1,598	81,017	59,339	46,931	50,603	318,960
2001	77,433	5,003	50,120	85,628	39,515	62,444	320,143
2002	86,806	17,599	95,570	51,472	46,080	49,543	347,070
2003	108,518	3,928	59,591	57,078	46,533	33,716	309,364
2004	88,570	3,446	62,640	54,842	35,097	49,504	294,099
2005	63,333	2,297	68,476	68,785	25,802	45,512	274,205
2006	84,452	2,242	99,562	85,321	54,308	56,184	382,069
2007	91,963	3,509	93,320	104,498	46,719	51,325	391,334
2008	115,511	6,681	105,944	133,621	31,135	38,861	431,753
2009	141,840	7,590	107,834	232,339	29,967	27,977	547,547
2010	131,543	8,605	126,525	210,762	45,361	36,131	558,927
2011	153,749	5,182	125,237	206,191	35,791	46,707	572,857
2012	234,164	1,717	126,594	203,005	36,116	65,761	667,357
2013	226,749	1,914	149,730	238,384	46,466	62,039	725,282
2014	200,739	5,260	151,635	283,990	41,640	60,783	744,047
2015	278,784	9,413	185,976	225,782	48,170	136,453	884,578
2016	320,773	7,851	182,564	248,143	51,451	45,506	856,288
2017	319,364	1,715	134,053	177,956	42,062	45,767	720,917
2018	271,553	1,100	113,394	199,028	42,434	37,323	664,832
TOTALS	3,693,547	125,596	2,848,798	3,530,719	1,233,408	1,223,221	12,655,289

Percentage of Revolvers produced in the U.S. by caliber



Source: AFMER

Modern Sporting Rifle Production Plus Imports Less Exports (1990 – 2018)

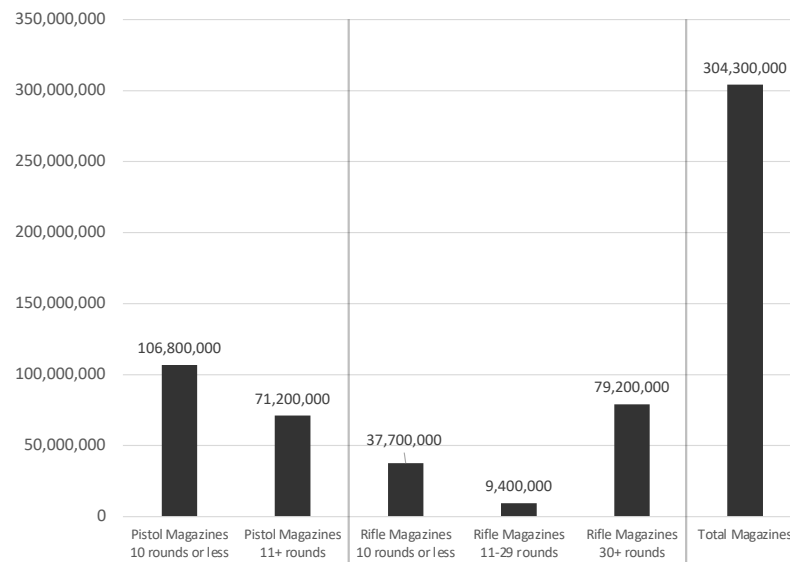
(estimated)

Year	US Production less exports of MSRs	US Imports less exports of MSRs	TOTALS
1990	43,000	31,000	74,000
1991	46,000	69,000	115,000
1992	33,000	72,000	105,000
1993	62,000	226,000	288,000
1994	103,000	171,000	274,000
1995	54,000	77,000	131,000
1996	27,000	43,000	70,000
1997	44,000	81,000	125,000
1998	70,000	75,000	145,000
1999	113,000	119,000	232,000
2000	86,000	130,000	216,000
2001	60,000	119,000	179,000
2002	97,000	145,000	242,000
2003	118,000	262,000	380,000
2004	107,000	207,000	314,000
2005	141,000	170,000	311,000
2006	196,000	202,000	398,000
2007	269,000	229,000	498,000
2008	444,000	189,000	633,000
2009	692,000	314,000	1,006,000
2010	444,000	140,000	584,000
2011	653,000	163,000	816,000
2012	1,308,000	322,000	1,630,000
2013	1,882,000	393,000	2,275,000
2014	950,000	237,000	1,187,000
2015	1,360,000	244,000	1,604,000
2016	2,217,000	230,000	2,447,000
2017	1,406,000	158,000	1,564,000
2018	1,729,000	225,000	1,954,000
TOTALS	14,754,000	5,043,000	19,797,000



NSSF® Magazine Chart

Estimated 304 Million Detachable Pistol and Rifle Magazines
in U.S. Consumer Possession 1990 – 2018



Source: ATF AFMER, US ITC, Industry estimates

INDUSTRY INTELLIGENCE REPORTS

U.S. Production by Manufacturer (2018)

LICENSE NAME	HANDGUN	PISTOLS	REVOLVERS	TOTALS
SMITH & WESSON CORP		886,917	210,333	1,097,250
STURM, RUGER & COMPANY, INC		704,588	145,534	850,122
SIG SAUER INC		635,155	0	635,155
GLOCK INC		247,546	0	247,546
KIMBER MFG INC		201,138	9,609	210,747
HERITAGE MANUFACTURING INC		0	187,104	187,104
SCCY INDUSTRIES LLC		169,819	0	169,819
SPRINGFIELD INC		140,037	0	140,037
BROWNING ARMS COMPANY		125,486	0	125,486
TAURUS INTERNATIONAL MANUFACTURING INC		94,600	0	94,600
BERETTA USA CORP		79,432	0	79,432
KEL TEC CNC INDUSTRIES INC		67,151	0	67,151
COLT'S MANUFACTURING COMPANY LLC		40,973	16,697	57,670
FN AMERICA, LLC		51,843	0	51,843
NORTH AMERICAN ARMS INC		365	49,171	49,536
STRASSELLS MACHINE INC		36,900	0	36,900
DIAMONDBACK FIREARMS LLC		36,591	0	36,591
REMINGTON ARMS COMPANY LLC		33,821	0	33,821
COBRA ENTERPRISES OF UTAH, INC		30,330	6	30,336
CHARCO 2000 INC		0	21,761	21,761
VALLEY STEEL STAMP INC		0	21,438	21,438
PHOENIX ARMS		20,000	0	20,000
JIMENEZ ARMS INC		19,927	0	19,927
BOND ARMS, INC		15,854	0	15,854
AMERICAN TACTICAL INC		14,946	0	14,946
SAEIL, INC		13,449	0	13,449
HASKELL MANUFACTURING INC		12,800	0	12,800
PALMETTO STATE ARMORY, LLC		9,613	0	9,613
CZ-USA INC (subsid: Dan Wesson)		8,764	440	9,204
FMK FIREARMS INCORPORATED		8,359	0	8,359
DANIEL DEFENSE INC		7,565	0	7,565
IBERIA FIREARMS INC		7,400	0	7,400
CZ USA		6,444	0	6,444
FREEDOM ORDNANCE MANUFACTURING INC		6,229	0	6,229
WILSONS GUN SHOP INC		5,759	0	5,759
CMMG INC		5,730	0	5,730
TRAILBLAZER FIREARMS LLC		5,337	0	5,337
STI FIREARMS LLC		5,204	0	5,204
ALPHATECH INC		4,775	0	4,775
KRISS USA, INC		4,378	0	4,378
HENRY RAC HOLDING CORP		4,326	0	4,326
HECKLER & KOCH, INC		4,308	0	4,308
PAUWAY CORP		4,250	0	4,250
RADICAL FIREARMS LLC		3,907	0	3,907
FULL CONCEAL INC		3,675	0	3,675
CENTURY ARMS INC		3,299	0	3,299
MASTERPIECE ARMS HOLDING COMPANY		3,045	0	3,045
DEL-TON, INC		2,750	0	2,750
PTR INDUSTRIES INC		2,676	0	2,676
VLH INC		2,587	0	2,587
HONOR DEFENSE LLC		2,447	0	2,447
NIGHTHAWK CUSTOM LLC		2,429	0	2,429
POLYMER80 INC		2,203	0	2,203
EXTAR LLC		1,609	0	1,609
FRANK ROTH CO INC		0	1,490	1,490
WHALLEY PRECISION INC		1,479	0	1,479
FEDERAL ARMAMENT LLC		1,158	0	1,158
LES BAER CUSTOM INC		1,153	0	1,153
LWRC INTERNATIONAL		1,135	0	1,135
ARES DEFENSE SYSTEMS INC		1,126	0	1,126
TOTALS		3,842,344	664,832	4,507,176

NOTE: Manufacturers producing less than 1,000 handguns in 2018 are not displayed above, but all reported units are included in the total.

LICENSE NAME	LONG GUNS	RIFLES	SHOTGUNS	TOTALS
STURM, RUGER & COMPANY, INC		731,585	10	731,595
REMINGTON ARMS COMPANY LLC		273,246	155,488	428,734
SAVAGE ARMS, INC		370,443	15,265	385,708
MAVERICK ARMS, INC		77,747	249,183	326,930
SMITH & WESSON CORP		278,372	228	278,600
HENRY RAC HOLDING CORP		238,158	3,914	242,072
KEL TEC CNC INDUSTRIES INC		74,557	22,698	97,255
SPRINGFIELD INC		63,536	0	63,536
BP FIREARMS COMPANY LLC		58,243	0	58,243
HENRY WISCONSIN LLC		42,443	14,439	56,882
KEYSTONE SPORTING ARMS LLC		48,300	0	48,300
DIAMONDBACK FIREARMS LLC		46,593	0	46,593
AERO PRECISION LLC		43,000 *	0	43,000
STRASSELLS MACHINE INC		39,500	0	39,500
WEATHERBY INC		28,925	10,297	39,222
AMERICAN TACTICAL INC		31,747	3,116	34,863
DEL-TON, INC		33,416	0	33,416
OUTDOOR COLORS LLC		15,137	17,853	32,990
BERETTA USA CORP		2,496	25,669	28,165
SIG SAUER INC		26,799	0	26,799
CENTURY ARMS INC		24,249	0	24,249
DANIEL DEFENSE INC		23,884	47	23,931
COLT'S MANUFACTURING COMPANY LLC		21,613	0	21,613
PALMETTO STATE ARMORY, LLC		20,990	0	20,990
TDJ INC		17,191	0	17,191
RADICAL FIREARMS LLC		15,809	0	15,809
STAG ARMS LLC		13,735	0	13,735
KIMBER MFG INC		13,674	0	13,674
WM C ANDERSON INC		13,336	0	13,336
WINDHAM WEAPONRY INC		11,240	0	11,240
STRATEGIC ARMORY CORPS LLC		8,120	0	8,120
ROCK RIVER ARMS INC		7,679	0	7,679
LWRC INTERNATIONAL		7,414	0	7,414
I O INC		7,343	0	7,343
FEDERAL ARMAMENT LLC		2,205	5,115	7,320
CZ USA		7,152	137	7,289
BRAVO COMPANY MFG INC		7,001	0	7,001
PTR INDUSTRIES INC		6,924	0	6,924
BARRETT FIREARMS MFG INC		6,187	286	6,473
SAEIL, INC		6,166	0	6,166
O F MOSSBERG & SONS INC		5,601	0	5,601
PATRIOT ORDNANCE FACTORY INC		4,863	0	4,863
FN AMERICA, LLC		4,803	0	4,803
BEAR CREEK ARSENAL LLC		4,305	0	4,305
KRISS USA, INC		4,170	0	4,170
FORGE METAL FINISHING INC		0	3,958	3,958
BLACK RAIN ORDNANCE INC		3,933	0	3,933
CMMG INC		3,621	0	3,621
STANDARD MANUFACTURING CO LLC		197	3,119	3,316
JAMES RIVER ARMORY		3,187	0	3,187
TACTICAL SOLUTIONS INC		2,988	0	2,988
BROWNELLS INC		2,687	0	2,687
ALEX PRO FIREARMS LLC		2,587	0	2,587
PRIMARY WEAPONS SYSTEMS INC		2,374	0	2,374
TROY INDUSTRIES INC		2,271	0	2,271
WILSONS GUN SHOP INC		2,003	144	2,147
ADAMS ARMS LLC		2,095	0	2,095
FMK FIREARMS INCORPORATED		2,075	0	2,075
GOOD TIME OUTDOORS INC		2,021	0	2,021
DESERT TECH LLC		2,013	0	2,013
TOTALS		2,905,178	536,119	3,441,297

NOTE: Manufacturers producing less than 2,000 long guns in 2018 are not displayed above, but all reported units are included in the total.

Top 25 Manufacturers of Firearms Manufactured in the U.S.

(Based on Total U.S. Production in 2018)

LICENSE NAME	PISTOLS	REVOLVERS	TOTAL HANDGUNS	RIFLES	SHOTGUNS	TOTAL LONG GUNS	TOTAL FIREARMS MANUFACTURED	% OF TOTAL 2018 U.S. HANGUN & LONG GUN PRODUCTION
STURM, RUGER & COMPANY, INC	704,588	145,534	850,122	731,585	10	731,595	1,581,717	19.9%
SMITH & WESSON CORP	886,917	210,333	1,097,250	278,372	228	278,600	1,375,850	17.3%
SIG SAUER INC	635,155	0	635,155	26,799	0	26,799	661,954	8.3%
REMINGTON ARMS COMPANY LLC	33,821	0	33,821	273,246	155,488	428,734	462,555	5.8%
SAVAGE ARMS, INC	0	0	0	370,443	15,265	385,708	385,708	4.9%
MAVERICK ARMS, INC	0	0	0	77,747	249,183	326,930	326,930	4.1%
GLOCK INC	247,546	0	247,546	0	0	0	247,546	3.1%
HENRY RAC HOLDING CORP	4,326	0	4,326	238,158	3,914	242,072	246,398	3.1%
KIMBER MFG INC	201,138	9,609	210,747	13,674	0	13,674	224,421	2.8%
SPRINGFIELD INC	140,037	0	140,037	63,536	0	63,536	203,573	2.6%
HERITAGE MANUFACTURING INC	0	187,104	187,104	0	0	0	187,104	2.4%
SCCY INDUSTRIES LLC	169,819	0	169,819	0	0	0	169,819	2.1%
KEL TEC CNC INDUSTRIES INC	67,151	0	67,151	74,557	22,698	97,255	164,406	2.1%
BROWNING ARMS COMPANY	125,486	0	125,486	912	0	912	126,398	1.6%
BERETTA USA CORP	79,432	0	79,432	2,496	25,669	28,165	107,597	1.4%
TAURUS INTERNATIONAL MANUFACTURING INC	94,600	0	94,600	97	0	97	94,697	1.2%
DIAMONDBACK FIREARMS LLC	36,591	0	36,591	46,593	0	46,593	83,184	1.0%
COLT'S MANUFACTURING COMPANY LLC	40,973	16,697	57,670	21,613	0	21,613	79,283	1.0%
STRASSELLS MACHINE INC	36,900	0	36,900	39,500	0	39,500	76,400	1.0%
BP FIREARMS COMPANY LLC	0	0	0	58,243	0	58,243	58,243	0.7%
HENRY WISCONSIN LLC	11	0	11	42,443	14,439	56,882	56,893	0.7%
FN AMERICA, LLC	51,843	0	51,843	4,803	0	4,803	56,646	0.7%
AMERICAN TACTICAL INC	14,946	0	14,946	31,747	3,116	34,863	49,809	0.6%
NORTH AMERICAN ARMS INC	365	49,171	49,536	0	0	0	49,536	0.6%
KEYSTONE SPORTING ARMS LLC	823	0	823	48,300	0	48,300	49,123	0.6%
Total Produced in 2018 by Top 25 Manufacturers	3,572,468	618,448	4,190,916	2,444,864	490,010	2,934,874	7,125,790	89.6%
	93.0%	93.0%	93.0%	84.2%	91.4%	85.3%	89.6%	

Source:AFMER

U.S. Manufacturers Direct Exports at a Glance (2018)

PISTOL MANUFACTURER	EXPORTS
SIG SAUER INC	167,851
GLOCK INC	110,943
SMITH & WESSON CORP	25,406
STURM, RUGER & COMPANY, INC	10,196
BERETTA USA CORP	5,145
FN AMERICA, LLC	2,377
KIMBER MFG INC	2,225
COLT'S MANUFACTURING COMPANY LLC	1,812
STI FIREARMS LLC	1,048
REMINGTON ARMS COMPANY LLC	827
HENRY RAC HOLDING CORP	720
SPRINGFIELD INC	693
ANGSTADT ARMS LLC	469
TAURUS INTERNATIONAL MANUFACTURING INC	390
SCCY INDUSTRIES LLC	270
STRAYER VOIGT INC / STRAYER-VOIGT LLC	251
LES BAER CUSTOM INC	242
KEL TEC CNC INDUSTRIES INC	213
KRISS USA, INC	197
FMK FIREARMS INCORPORATED	165
SAEIL, INC	121
NIGHTHAWK CUSTOM LLC	110
WILSONS GUN SHOP INC	103
V CUSTOM INC	52
FEDERAL ARMAMENT LLC	51
CABOT GUN COMPANY LLC	51
PISTOL TOTAL	332,218

REVOLVER MANUFACTURER	EXPORTS
SMITH & WESSON CORP	17,009
STURM, RUGER & COMPANY, INC	3,736
KIMBER MFG INC	254
NORTH AMERICAN ARMS INC	232
COLT'S MANUFACTURING COMPANY LLC	223
REVOLVER TOTAL	21,498

SHOTGUN MANUFACTURER	EXPORTS
REMINGTON ARMS COMPANY LLC	13,503
MAVERICK ARMS, INC	9,610
KEL TEC CNC INDUSTRIES INC	1,378
SAVAGE ARMS, INC	1,059
WEATHERBY INC	801
HENRY RAC HOLDING CORP	718
GOOD, WILLIAM J	341
BERETTA USA CORP	308
SHOTGUN TOTAL	27,774

RIFLE MANUFACTURERS	EXPORTS
REMINGTON ARMS COMPANY LLC	44,239
STURM, RUGER & COMPANY, INC	39,731
SAVAGE ARMS, INC	26,335
HENRY RAC HOLDING CORP	10,885
SMITH & WESSON CORP	10,483
BEAR CREEK ARSENAL LLC	8,501
MAVERICK ARMS, INC	5,758
CREED MONARCH INC	2,510
SIG SAUER INC	2,254
WEATHERBY INC	1,790
KEL TEC CNC INDUSTRIES INC	1,412
DANIEL DEFENSE INC	897
BARRETT FIREARMS MFG INC	797
BP FIREARMS COMPANY LLC	782
TDJ INC	754
TNW FIREARMS INC	648
KRISS USA, INC	647
LEWIS MACHINE & TOOL CO	576
FREEDOM ORDNANCE MANUFACTURING INC	540
JUST RIGHT CARBINES LLC	530
DESERT TECH LLC	497
KIMBER MFG INC	478
COLT'S MANUFACTURING COMPANY LLC	461
M+M INC	446
STRATEGIC ARMORY CORPS LLC	316
FEDERAL ARMAMENT LLC	298
TROY INDUSTRIES INC	280
PNEU DART INC	244
TIPPMANN ARMS COMPANY LLC	236
PATRIOT ORDNANCE FACTORY INC	207
NORDIC COMPONENTS INC	172
STAG ARMS LLC	160
SPRINGFIELD INC	156
ZDF IMPORT/EXPORT, LLC	156
AMCHAR WHOLESALE, INC	130
JARD INC	126
V CUSTOM INC	118
WINDHAM WEAPONRY INC	70
AERO PRECISION LLC	69
GUNWERKS LLC	51
RIFLE TOTAL	165,573

Source: Annual Firearms Manufacturing and Export Report (AFMER)

NOTE: A manufacturer that reported exporting less than 50 units does not appear in the tables above.



Source: AFMER

INDUSTRY INTELLIGENCE REPORTS

Industry Statistics (current Snapshot)

The data listed on this page is sourced from the most current Census Bureau report. At this time it is the 2018 Annual Survey of Manufacturers. NAICS (North American Industry classification System) code 332992 represents “Small-Arms Ammunition,” and NAICS code 332 represents “Fabricated-Metal-Product Manufacturing.”

DEFINITION OF TERMS

Employees: includes all full-time and part-time employees on the payroll of operating manufacturing establishments.

Production workers: includes workers (up through the line-supervisor level) actively engaged in the manufacturing process.

Payroll: includes the gross earnings of all employees paid in a calendar year.

Value added: measure of manufacturing activity derived by subtracting the cost of materials and supplies from the value of shipments (finished products and services rendered).

Capital expenditures: represents the total new and used expenditures reported by establishments in operation and any known plants under construction.

Inventories: includes products and materials held outside of the establishment, such as in warehouses (private or public).



**NOTE: The fabricated metal product manufacturing (NAICS code 332) subsector consists of all of these industry groups. Forging and Stamping: NAICS 3321; Cutlery and Handtool Manufacturing: NAICS 3322; Architectural and Structural Metals Manufacturing: NAICS 3323; Boiler, Tank, and Shipping Container Manufacturing: NAICS 3324; Hardware Manufacturing: NAICS 3325; Spring and Wire Product Manufacturing: NAICS 3326; Machine Shops; Turned Product; and Screw, Nut, and Bolt Manufacturing: NAICS 3327; Coating, Engraving, Heat Treating, and Allied Activities: NAICS 3328; Other Fabricated Metal Product Manufacturing: NAICS 3329.

INDUSTRY STATISTIC	(332) Fabricated Metal Product Manufacturing (2018)	(332992) Firearms Ammunition Manufacturing (2018)	Ammunition Manufacturing as Percent of Total Fabricated Metal Product Manufacturing
Employment & Labor Costs			
Total number of employees	1,400,643	11,851	0.8%
Number of production workers	1,058,271	10,313	1.0%
Production workers hours worked	2,048,355,000	21,128,000	1.0%
Production workers wages	\$50,421,928,000	\$522,928,000	1.0%
Total annual payroll	\$77,612,291,000	\$655,992,000	0.8%
Total fringe benefits	**	**	not available
Total annual compensation	\$77,612,291,000	\$655,992,000	0.8%
Purchased Fuels and Electric Energy Used for Heat and Power			
Electric energy purchased (kWh)	42,369,630,000	400,619,000	0.9%
Cost of electric energy	\$3,617,620,000	\$31,563,000	0.9%
Cost of purchased fuels	\$1,263,081,000	D*	not available
Total cost of fuels and electric energy	\$4,880,701,000	\$31,563,000	0.6%
Capital Expenditures for Plant and Equipment			
Capital expenditures for buildings and other structures	**	**	not available
Rental or lease payments (buildings and equipment)	\$4,973,295,000	\$27,886,000	0.6%
Capital expenditures for machinery and equipment	**	**	not available
All other operating expenses	\$29,322,789,000	\$317,891,000	1.1%
Total capital expenditures for plant and equipment	\$34,296,084,000	\$345,777,000	1.0%
Value of Manufacturers' Inventories by Stage of Fabrication			
Beginning of Year			
Finished products	\$18,033,061,000	\$350,082,000	1.9%
Work-in-process	\$12,548,241,000	\$232,261,000	1.9%
Materials and supplies inventories	\$18,501,248,000	\$202,336,000	1.1%
Total	\$49,082,550,000	\$784,679,000	1.6%
End of Year			
Finished products	\$19,272,292,000	\$379,817,000	2.0%
Work-in-process	\$13,786,425,000	\$195,571,000	1.7%
Materials and supplies inventories	\$20,902,305,000	\$204,010,000	1.0%
Total	\$53,961,022,000	\$779,398,000	1.4%
Manufacturing Activity			
Total value of shipments	\$375,880,137,000	\$3,960,277,000	1.1%
Total cost of materials	\$171,539,777,000	\$1,659,962,000	1.0%
Value added	\$206,817,774,000	\$2,293,361,000	1.1%

Source: 2018 Annual Survey of Manufacturers (ASM)

NOTE: The D* indicates that information was withheld to avoid disclosing data for individual companies. Double asterisks, **, identify data fields that are expected to be available between November 2020 and January 2021.

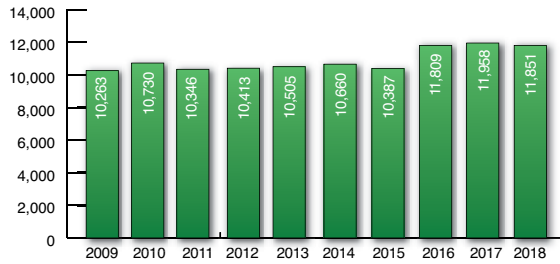
Manufacturing Trends

Small Arms Ammunition (NAICS 332992)

ALL EMPLOYEES (NUMBER)

10-Year Average

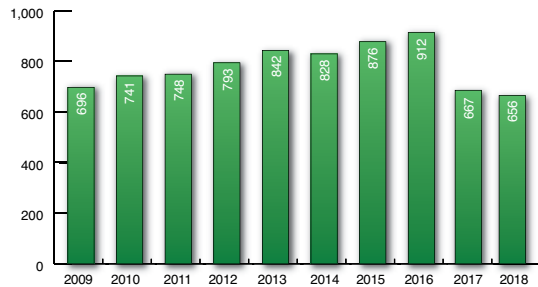
Small Arms
Ammunition:
10,892



PAYROLL (\$ IN MILLIONS)

10-Year Average

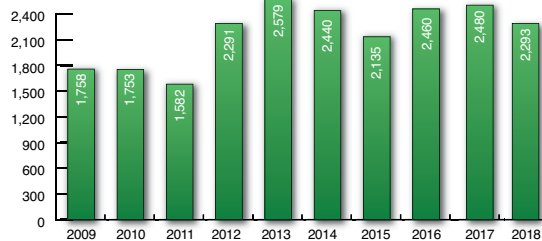
Small Arms
Ammunition:
\$776M



VALUE ADDED (\$ IN MILLIONS)

10-Year Average

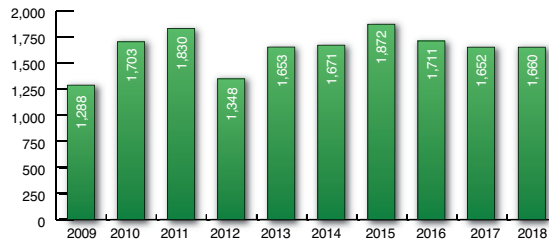
Small Arms
Ammunition:
\$2,177M



COST OF MATERIALS (\$ IN MILLIONS)

10-Year Average

Small Arms
Ammunition:
\$1,639M



Source: U.S. Census Bureau Annual Survey of Manufacturers (ASM) and Economic Census reports

U.S. Ammunition Consumer Market Unit Estimate

Category	2012	2015	2018
Shotshell	1.4 billion	1.4 billion	1.0 billion
Rimfire	4.5 billion	5.4 billion	4.1 billion
Centerfire	3.6 billion	3.7 billion	3.6 billion
TOTALS	9.5 billion	10.5 billion	8.7 billion

Source: USITC and NSSF Estimates



INDUSTRY INTELLIGENCE REPORTS

Firearm Imports By Country (2009 – 2018) (in actual units of quantity)

Pistols: HTS 9302000040 [PISTOLS, SEMIAUTOMATIC EXCEPT OF HEADING 9303 OR 9304] --or-- HTS 9302000090 [PISTOLS, EXCEPT OF HEADING 9303 OR 9304, NESOI (not elsewhere specified or included)]

COUNTRY	2009	2010	2011	2012	2013	2014	2015	2016	2017	2018	TOTALS
Argentina	63,872	74,245	71,838	75,984	82,635	43,710	42,304	75,834	33,676	39,969	604,067
Austria	602,146	431,118	515,396	821,522	932,117	794,540	923,986	1,318,204	1,198,740	927,511	8,465,280
Belgium	33,195	18,874	9,769	10,754	14,493	18,221	18,679	25,299	21,691	25,410	196,385
Brazil	285,075	206,207	161,597	215,470	215,895	113,976	273,792	455,368	465,652	501,995	2,895,027
Bulgaria	2,881	3,325	1,450	4,586	8,397	270	6,267	3,290	1,174	1,293	32,933
Canada	10,544	6	2	13	36	134	15	4	106	1	10,861
Colombia	0	0	0	0	0	0	0	0	0	10	10
Croatia	272,204	239,021	211,001	389,014	451,657	441,337	338,535	574,486	326,653	295,107	3,539,015
Czech Republic	49,408	19,531	18,588	38,540	37,467	47,104	71,889	107,600	140,653	184,926	715,706
Denmark	0	0	0	0	0	0	0	0	75	0	75
Finland	0	0	0	1	0	52	0	5	3	130	191
France	0	0	10	465	15	0	13	34	25	263	825
Germany	282,075	221,446	254,574	402,566	502,117	282,018	225,052	416,961	325,829	307,085	3,219,723
Hungary	7,950	349	311	695	777	898	1,521	852	488	883	14,724
Israel	10,238	2,645	9,995	20,017	23,979	13,189	15,618	22,342	15,174	11,979	145,176
Italy	81,811	86,867	63,540	154,999	171,221	106,462	48,909	129,456	124,490	97,909	1,065,664
Japan	0	0	0	0	0	40	0	0	0	0	40
Norway	14	21	14	0	1	10	28	23	0	24	135
Pakistan	0	0	0	0	161	250	575	175	400	0	1,561
Philippines	27,294	38,572	48,908	73,430	131,898	62,823	66,408	78,314	68,754	100,802	697,203
Poland	10,234	3,922	20,895	9,806	8,406	12,094	10,276	11	45	5,431	81,120
Romania	10,571	16,945	13,775	3,579	3,655	5,800	9,460	5,272	10,311	23,562	102,930
Russia	90	1,050	5,400	61	772	0	0	60	17	0	7,450
Serbia	3,038	12,455	720	29,204	48,786	10,180	18,066	12,823	16,470	5,575	157,317
Slovakia	0	0	0	801	1,204	417	1,075	1,223	2,196	1,996	8,912
Slovenia	0	0	0	0	0	0	1,058	7,083	6,014	3,232	17,387
South Africa	0	0	0	0	17	0	0	0	0	18	35
South Korea	20	29	0	1,021	3,879	62	0	47	0	70	5,128
Spain	410	989	322	376	262	10,485	83	622	22,793	21,022	57,364
Sweden	0	0	13	45	31	9	0	0	4	35	137
Switzerland	2,207	735	979	3,110	5,508	2,222	3,953	2,289	6,982	10,600	38,585
Turkey	17,984	15,825	15,408	25,798	92,321	17,446	61,948	87,999	81,330	70,923	486,982
United Arab Em	0	0	0	3,814	909	47	0	110	300	0	5,180
United Kingdom	0	1	4,355	1	63	149	59	66	2	155	4,851
TOTALS	1,774,261	1,394,178	1,448,435	2,286,720	2,738,747	1,983,945	2,139,744	3,326,334	2,871,027	2,637,916	22,601,307

Revolvers: HTS 9302000020 [REVOLVERS, EXCEPT OF HEADING 9303 OR 9304]

COUNTRY	2009	2010	2011	2012	2013	2014	2015	2016	2017	2018	TOTALS
Argentina	303	0	0	200	0	100	0	0	0	0	603
Brazil	368,128	319,804	198,249	228,876	236,270	98,480	211,847	201,544	238,101	162,703	2,264,002
Czech Republic	6,287	9	83	38	0	0	0	115	42	58	6,632
France	0	0	0	2	350	163	8	420	497	233	1,673
Germany	9,367	8,431	9,423	11,416	11,747	11,906	12,010	15,383	15,724	16,224	121,631
Italy	16,929	18,536	27,847	40,238	53,152	48,617	45,843	50,665	49,889	56,311	408,027
Philippines	6,127	6,054	5,339	6,666	8,915	8,198	13,049	18,852	19,034	22,816	115,050
Poland	0	0	0	0	0	79	507	0	0	0	586
Russia	0	0	11,500	11,486	0	0	0	0	0	0	22,986
Serbia	0	0	0	0	1,872	0	0	0	0	0	1,872
Slovakia	1,503	260	640	480	0	0	0	0	0	0	2,883
Spain	0	0	0	0	0	0	156	586	0	0	742
Switzerland	23	3	12	0	268	0	18	5	28	63	420
Turkey	0	0	0	0	0	20	0	125	250	0	395
Ukraine	1,000	0	5,500	0	4,000	0	0	0	0	0	10,500
United Arab Em	0	0	285	4,995	0	0	0	0	0	0	5,280
United Kingdom	489	360	0	0	1	83	0	20	5	56	1,014
TOTALS	410,156	353,457	258,878	304,397	316,582	167,646	283,438	287,723	323,572	258,465	2,964,314

Note: Countries with limited activity over this 10-year period are not shown; however, the totals include the units from all countries.
Source: Data from the U.S. Department of Commerce and the U.S. International Trade Commission.



More detail on import and export data is available through the USITC website at dataweb.usitc.gov/. To obtain the highest level of product definition, use the HTS (Harmonized Tariff Schedule) 10-digit codes whenever possible.

Refer to the most current 'Harmonized Tariff Schedule' for IMPORT codes and to 'Schedule B' for EXPORT codes. Note that import and export codes do not always match.

The import and export data on DataWeb for 2010 – 2018 have been updated as of June 21, 2020 based on the latest official revisions from the Census Bureau (the first official revisions for 2020 data will not be available until June 2021).

For posted corrections pertaining to years prior to 2010, go to: census.gov/foreign-trade/statistics/corrections/index.html



Firearm Imports By Country (2009 – 2018) (in actual units of quantity)

Shotguns: HTS 930320 [SPORTING, HUNTING OR TARGET-SHOOTING SHOTGUNS, INCLUDING COMBINATION SHOTGUN-RIFLES, EXCEPT MUZZLELOADING FIREARMS]

Country	2009	2010	2011	2012	2013	2014	2015	2016	2017	2018	TOTALS
Austria	245	497	1,507	783	618	34	716	65	19	1,264	5,748
Belgium	25	48	114	157	9	1,377	715	546	120	3,768	6,879
Brazil	172,369	169,136	105,676	125,891	119,090	58,729	38,225	39,225	36,947	61,082	926,370
Canada	13	0	13	26	5	0	192	148	0	0	397
China	53,336	61,956	90,952	154,446	234,486	112,095	164,818	149,091	140,171	111,696	1,273,047
Czech Republic	1,738	34	6	0	142	50	109	22	15	43	2,159
France	20	20	10	6,284	10	9	23	84	116	79	6,655
Germany	1,254	2,364	2,204	3,467	1,370	1,224	1,547	2,371	2,284	3,589	21,674
Hungary	0	0	0	34	0	0	0	50	0	0	84
Italy	140,500	139,182	137,767	170,460	212,557	206,773	199,231	182,368	138,323	168,368	1,695,529
Japan	1,148	344	1,834	2,875	1,525	652	907	766	733	931	11,715
Pakistan	5	4	0	0	19	0	335	0	250	0	613
Philippines	560	1,139	950	5,500	9,800	6,496	6,400	7,100	3,100	8,050	49,095
Portugal	5	704	2,115	2,384	6,415	3,465	4,175	78	10	33	19,384
Russia	60,937	3,708	50,837	47,360	34,904	21,830	5,150	12,420	7,410	14	244,570
Spain	4,628	1,722	1,328	1,692	1,620	1,746	839	2,637	4,191	1,554	21,957
Sweden	133	42	0	238	143	228	2	183	91	27	1,087
Turkey	113,618	122,721	122,682	174,212	306,312	233,371	220,310	335,190	295,362	342,184	2,265,962
United Kingdom	8,046	6,099	8,251	8,836	8,922	490	578	4,042	2,847	3,864	51,975
TOTALS	558,679	509,792	530,564	704,828	937,952	648,592	644,274	736,443	631,998	706,648	6,604,900

Source: Data on this page have been compiled from the U.S. Department of Commerce and the U.S. International Trade Commission (USITC).

NOTE: The bottom-line total accounts for all imports under the HTS code listed, but countries with limited activity over the period shown are not displayed.



Rifles: HTS 930330 [SPORTING, HUNTING OR TARGET-SHOOTING RIFLES, EXCEPT MUZZLELOADING FIREARMS AND COMBINATION SHOTGUN-RIFLES] (Adjusted to EXCLUDE HTS codes 9303304010 & 9303308005 - Telescopic Sights Imported with Rifles)

Country	2009	2010	2011	2012	2013	2014	2015	2016	2017	2018	TOTALS
Australia	2	5	23	1	1	0	0	61	0	820	913
Austria	2,593	2,756	6,192	6,319	8,966	2,988	1,109	3,387	3,113	4,778	42,201
Belgium	21,819	16,017	16,317	20,634	29,920	34,067	54,497	58,129	40,268	29,651	321,319
Brazil	94,858	46,243	156,847	316,577	404,234	56,411	78,585	31,204	19,317	138,931	1,343,207
Bulgaria	5,142	0	0	10,790	31,087	12,900	5,100	290	1,816	3,000	70,125
Canada	161,552	134,519	156,860	267,993	292,404	258,803	276,821	225,108	202,119	172,406	2,148,585
China	0	0	0	0	1,050	4,049	0	0	0	0	5,099
Czech Republic	16,774	15,072	20,236	23,264	25,507	25,412	28,125	31,385	27,080	27,877	240,732
Denmark	157	179	169	0	0	0	0	0	81	0	586
Finland	32,623	26,464	23,417	33,536	43,858	40,183	50,492	56,614	35,285	34,728	377,200
France	60	42	64	64	47	50	482	307	739	544	2,399
Germany	101,939	32,476	42,116	96,013	134,305	39,376	16,008	30,229	9,976	15,043	517,481
Hungary	18,050	0	354	0	0	0	0	0	0	350	18,754
Israel	0	0	0	1	18,502	27,771	4,302	24,965	6,615	3,678	85,834
Italy	21,829	16,393	12,222	20,705	53,115	27,943	26,981	18,873	14,526	18,276	230,863
Japan	83,329	49,946	59,471	71,538	76,399	89,657	87,012	98,324	76,676	67,825	760,177
Mexico	1,770	0	0	0	200	800	0	0	0	0	2,770
Netherlands	0	0	0	0	0	0	0	0	1	1	2
New Zealand	1	0	1	1	0	0	0	3	1	1	8
Philippines	4,092	2,050	1,430	2,437	5,909	7,435	5,603	4,847	3,725	7,430	44,958
Poland	1,313	0	1,081	2,170	510	1,454	527	5	778	2,576	10,414
Portugal	14,173	4,740	0	250	4	1,298	2,117	1,842	8,037	6,287	38,748
Romania	82,312	33,855	37,648	46,533	44,734	14,039	17,870	8,220	5,735	7,053	297,999
Russia	22,933	50,547	87,681	74,512	71,230	29,864	4,404	28,832	8,430	0	378,433
Serbia	1,224	13,468	7,562	20,320	44,672	12,720	17,357	18,139	8,394	154	144,010
South Africa	0	4	14	0	0	0	4	8	2	10	42
Spain	1,532	6,898	10,015	18,989	17,403	9,411	25,393	26,679	39,632	56,182	212,134
Sweden	55	0	138	114	375	758	113	552	298	75	2,478
Switzerland	2,275	1,260	441	163	3,607	3,889	510	526	674	1,917	15,262
Turkey	200	400	1,153	475	0	15	339	2,428	1,330	2,020	8,360
Ukraine	0	6,800	10,600	0	0	0	0	0	0	0	17,400
United Kingdom	5,183	6,665	3,979	3,575	4,243	5,028	4,683	6,019	4,748	5,680	49,803
TOTALS	697,800	466,799	656,256	1,039,716	1,313,678	706,362	708,436	676,987	519,400	607,293	7,392,727

Source: Data on this page have been compiled from the U.S. Department of Commerce and the U.S. International Trade Commission (USITC).

NOTE: The bottom-line total accounts for all imports under the HTS code listed, but countries with limited activity over the period shown are not displayed. Units posted under Russia in 2009 were revised per posted corrections, Census Bureau.

Muzzleloaders: HTS=930310 [MUZZLELOADING]

Country	2009	2010	2011	2012	2013	2014	2015	2016	2017	2018	TOTALS
Brazil	480	0	0	0	0	0	0	0	0	0	480
China	56	0	1,500	0	0	0	0	0	0	150	1,706
France	0	0	0	0	2,300	0	2	0	0	2,355	4,657
Germany	30	5	4,183	0	0	0	401	0	0	60	4,679
India	27	87	21	90	135	26	28	0	0	0	414
Italy	37,595	26,171	32,613	40,559	44,007	51,730	42,077	37,499	38,472	31,060	381,783
Spain	103,468	129,472	128,778	124,509	133,189	122,861	111,834	112,951	107,112	104,701	1,178,875
Taiwan	0	0	0	0	0	0	0	65	0	87	152
United Kingdom	0	83	0	0	0	0	498	1	1	1,934	2,517
TOTALS	141,656	155,818	167,095	165,158	179,631	174,919	154,848	150,518	145,989	140,347	1,575,979

Source: Data on this page have been compiled from the U.S. Department of Commerce and the U.S. International Trade Commission (USITC).

NOTE: The bottom-line total accounts for all imports under the HTS code listed, but countries with limited activity over the period shown are not displayed.

INDUSTRY INTELLIGENCE REPORTS

U.S. Imports for Consumption (1991 – 2018)

IMPORTS	Year	Revolvers & Pistols (930200)	Rifles (930330)	Shotguns (930320)	Muzzleloaders (930310)	TOTAL FIREARMS
	1991	692,282	348,765	98,645	179,674	1,319,366
	1992	876,314	407,643	325,345	148,679	1,757,981
	1993	1,169,123	749,433	132,502	197,899	2,248,957
	1994	1,383,279	733,277	142,590	259,975	2,519,121
	1995	825,127	286,218	136,733	331,168	1,579,246
	1996	663,801	234,931	145,676	221,585	1,265,993
	1997	1,316,931	266,869	142,067	185,145	1,911,012
	1998	590,661	229,051	163,663	186,514	1,169,889
	1999	677,757	313,980	335,489	155,764	1,482,990
	2000	712,661	321,316	332,704	259,315	1,625,996
	2001	710,958	322,201	428,308	345,534	1,807,001
	2002	971,135	458,684	498,535	380,499	2,308,853
	2003	762,764	517,509	498,677	353,673	2,132,623
	2004	838,856	491,932	507,050	379,883	2,217,721
	2005	878,172	448,862	546,261	244,564	2,117,859
	2006	1,164,973	516,127	607,894	208,279	2,497,273
	2007	1,387,428	612,837	725,635	222,404	2,948,304
	2008	1,468,062	538,283	535,960	170,998	2,713,303
	2009	2,184,417	697,800	558,679	141,656	3,582,552
	2010	1,747,635	466,799	509,792	155,818	2,880,044
	2011	1,707,313	656,256	530,564	167,095	3,061,228
	2012	2,591,117	1,039,716	704,828	165,158	4,500,819
	2013	3,055,329	1,313,678	937,952	179,631	5,486,590
	2014	2,151,591	706,362	648,592	174,919	3,681,464
	2015	2,423,182	708,436	644,274	154,848	3,930,740
	2016	3,614,057	676,987	736,443	150,518	5,178,005
	2017	3,194,599	519,400	631,998	145,989	4,491,986
	2018	2,896,381	607,293	706,648	140,347	4,350,669
	AVERAGE					
	5-year (2014 – 2018)	2,855,962	643,696	673,591	153,324	4,326,573
	10-year (2009 – 2018)	2,556,562	739,273	660,977	157,598	4,114,410
	15-year (2004 – 2018)	2,086,874	666,718	635,505	186,807	3,575,904
	20-year (1999 – 2018)	1,756,919	596,723	581,314	214,845	3,149,801
	25-year (1994 – 2018)	1,596,727	547,392	494,280	219,251	2,857,651

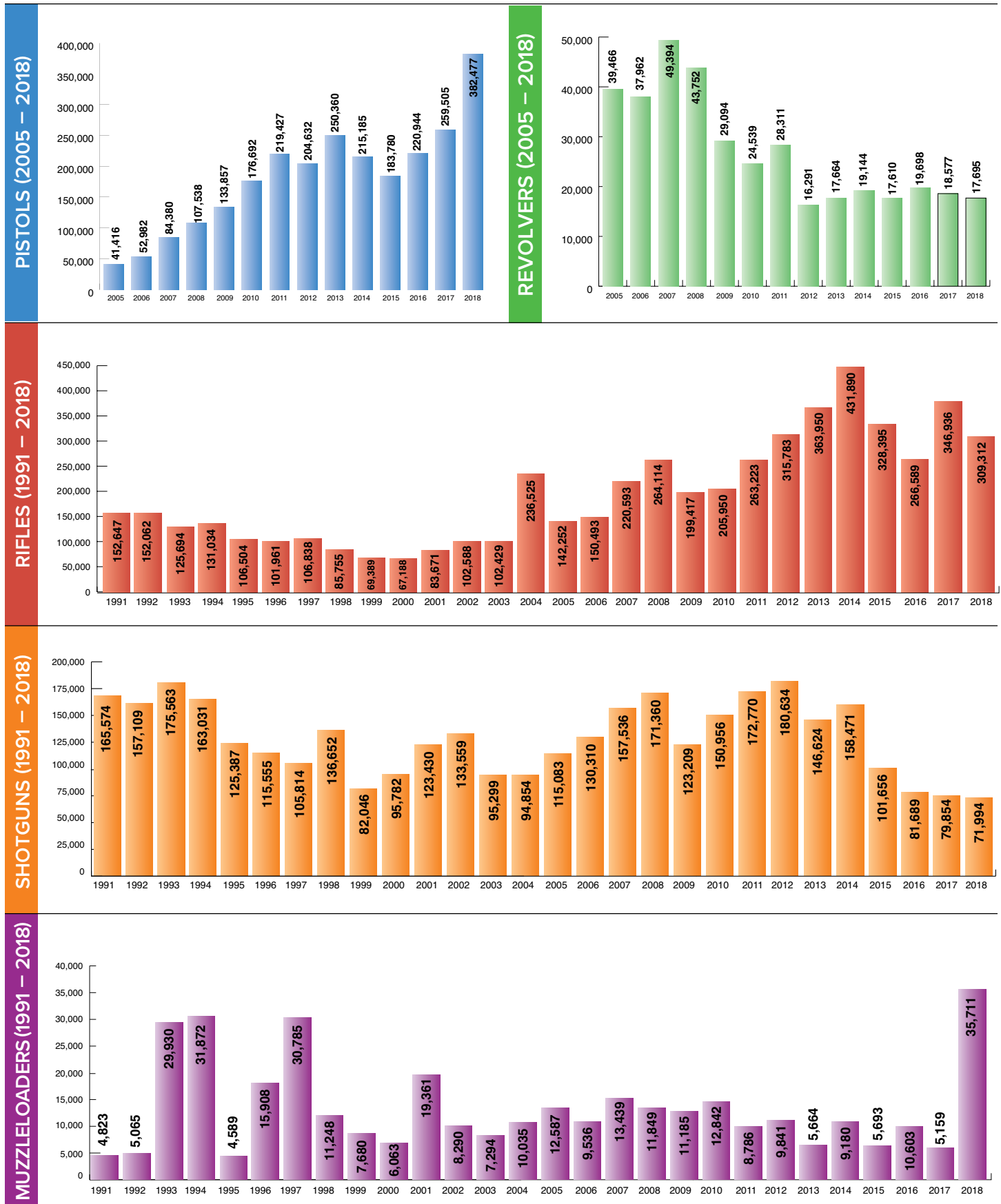
Total U.S. Exports (1991 – 2018)

EXPORTS	Year	Revolvers & Pistols (930200)	Rifles (930330)	Shotguns (930320)	Muzzleloaders (930310)	TOTAL FIREARMS
	1991	223,248	152,647	165,574	4,823	546,292
	1992	210,358	152,062	157,109	5,065	524,594
	1993	170,378	125,694	175,563	29,930	501,565
	1994	195,031	131,034	163,031	31,872	520,968
	1995	218,826	106,504	125,387	4,589	455,306
	1996	193,647	101,961	115,555	15,908	427,071
	1997	146,846	106,838	105,814	30,785	390,283
	1998	124,295	85,755	136,652	11,248	357,950
	1999	116,467	69,389	82,046	7,680	275,582
	2000	80,249	67,188	95,782	6,063	249,282
	2001	86,041	83,671	123,430	19,361	312,503
	2002	82,338	102,588	133,559	8,290	326,775
	2003	73,337	102,429	95,299	7,294	278,359
	2004	69,316	236,525	94,854	10,035	410,730
	2005	80,882	142,252	115,083	12,587	350,804
	2006	90,944	150,493	130,310	9,536	381,283
	2007	133,774	220,593	157,536	13,439	525,342
	2008	151,290	264,114	171,360	11,849	598,613
	2009	162,951	199,417	123,209	11,185	496,762
	2010	201,231	205,950	150,956	12,842	570,979
	2011	247,738	263,223	172,770	8,786	692,517
	2012	220,923	315,783	180,634	9,841	727,181
	2013	268,024	363,950	146,624	5,664	784,262
	2014	234,329	431,890	158,471	9,180	833,870
	2015	201,390	328,395	101,656	5,693	637,134
	2016	240,642	266,589	81,689	10,603	599,523
	2017	278,082	346,936	79,854	5,159	710,031
	2018	400,172	309,312	71,994	35,711	817,189
	AVERAGE					
	5-year (2014 – 2018)	270,923	336,624	98,733	13,269	719,549
	10-year (2009 – 2018)	245,548	303,145	126,786	11,466	686,945
	15-year (2004 – 2018)	198,779	269,695	129,133	11,474	609,081
	20-year (1999 – 2018)	171,006	223,534	123,356	11,040	528,936
	25-year (1994 – 2018)	171,951	200,111	124,542	12,608	509,212

Source: U.S. International Trade Commission (USITC)

NOTE: Rifle imports adjusted to exclude HTS codes 9303304010 and 9303308005 (telescopic sights imported with rifles.)

U.S. Firearms Total Exports (1991 – 2018)



Source: U.S. International Trade Commission (USITC)

INDUSTRY INTELLIGENCE REPORTS

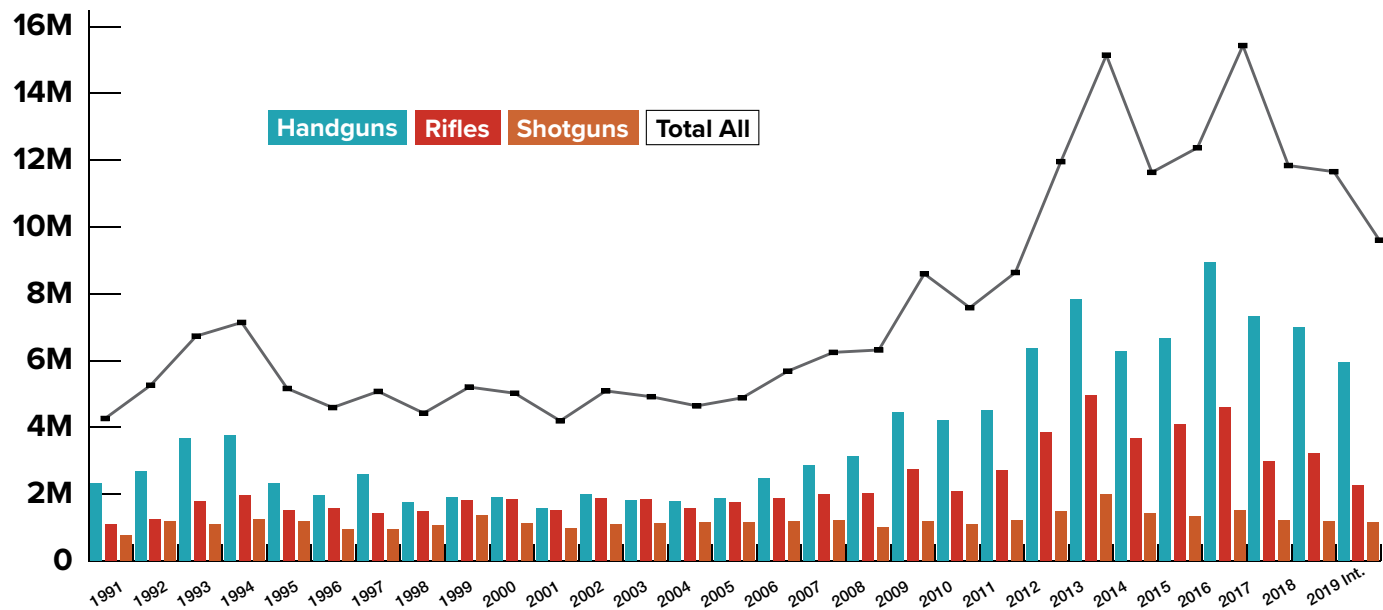
Total Firearm Units Produced for the United States Market Annually

YEAR	Handguns Produced in U.S.	Handguns Imported into U.S.	Handguns Exported out of U.S.	Total Handguns	Rifles Produced in U.S.	Rifles Imported into U.S.	Rifles Exported out of U.S.	Total Rifles	Shotguns Produced in U.S.	Shotguns Imported into U.S.	Shotguns Exported out of U.S.	Total Shotguns	TOTAL HANDGUNS, RIFLES & SHOTGUNS	% Change YoY	YEAR
1991	1,835,218	692,282	223,248	2,304,252	883,482	348,765	152,647	1,079,600	828,426	98,645	165,574	761,497	4,145,349	-	1991
1992	2,138,950	876,314	210,358	2,804,906	1,001,708	407,643	152,062	1,257,289	1,018,204	325,345	157,109	1,186,440	5,248,635	26.6%	1992
1993	2,655,654	1,169,123	170,378	3,654,399	1,173,694	749,433	125,694	1,797,433	1,148,939	132,502	175,563	1,105,878	6,557,710	24.9%	1993
1994	2,590,748	1,383,279	195,031	3,778,996	1,316,607	733,277	131,034	1,918,850	1,254,924	142,590	163,031	1,234,483	6,932,329	5.7%	1994
1995	1,722,948	825,127	218,826	2,329,249	1,441,120	286,218	106,504	1,620,834	1,176,958	136,733	125,387	1,188,304	5,138,387	-25.9%	1995
1996	1,486,472	663,801	193,647	1,956,626	1,424,315	234,931	101,961	1,557,285	925,732	145,676	115,555	955,853	4,469,764	-13.0%	1996
1997	1,406,505	1,316,931	146,846	2,576,590	1,251,341	266,869	106,838	1,411,372	915,978	142,067	105,814	952,231	4,940,193	10.5%	1997
1998	1,284,755	590,661	124,295	1,751,121	1,345,899	229,051	85,755	1,489,195	1,036,520	163,663	136,652	1,063,531	4,303,847	-12.9%	1998
1999	1,331,230	677,757	116,467	1,892,520	1,569,685	313,980	69,389	1,814,276	1,006,995	335,489	82,046	1,360,438	5,067,234	17.7%	1999
2000	1,281,861	712,661	80,249	1,914,273	1,583,042	321,316	67,188	1,837,170	898,442	332,704	95,782	1,135,364	4,886,807	-3.6%	2000
2001	946,979	710,958	86,041	1,571,896	1,284,554	322,201	83,671	1,523,084	679,813	428,308	123,430	984,691	4,079,671	-16.5%	2001
2002	1,088,584	971,135	82,338	1,977,381	1,515,286	458,684	102,588	1,871,382	741,325	498,535	133,559	1,106,301	4,955,064	21.5%	2002
2003	1,121,024	762,764	73,337	1,810,451	1,430,324	517,509	102,429	1,845,404	726,078	498,677	95,299	1,129,456	4,785,311	-3.4%	2003
2004	1,022,610	838,856	69,316	1,792,150	1,325,138	491,932	236,525	1,580,545	731,769	507,050	94,854	1,143,965	4,516,660	-5.6%	2004
2005	1,077,630	878,172	80,882	1,874,920	1,431,372	448,862	142,252	1,737,982	709,313	546,261	115,083	1,140,491	4,753,393	5.2%	2005
2006	1,403,329	1,164,973	90,944	2,477,358	1,496,505	516,127	150,493	1,862,139	714,618	607,894	130,310	1,192,202	5,531,699	16.4%	2006
2007	1,610,998	1,387,428	133,774	2,864,652	1,610,923	612,837	220,593	2,003,167	645,231	725,635	157,536	1,213,330	6,081,149	9.9%	2007
2008	1,819,024	1,468,062	151,290	3,135,796	1,746,139	538,283	264,114	2,020,308	630,710	535,960	171,360	995,310	6,151,414	1.2%	2008
2009	2,415,815	2,184,417	162,951	4,437,281	2,253,103	697,800	199,417	2,751,486	752,699	558,679	123,209	1,188,169	8,376,936	36.2%	2009
2010	2,646,504	1,747,635	201,231	4,192,908	1,830,556	466,799	205,950	2,091,405	743,378	509,792	150,956	1,102,214	7,386,527	-11.8%	2010
2011	3,037,112	1,707,313	247,738	4,496,687	2,305,854	656,256	263,223	2,698,887	862,401	530,564	172,770	1,220,195	8,415,769	13.9%	2011
2012	3,978,438	2,591,117	220,923	6,348,632	3,109,940	1,039,716	315,783	3,833,873	949,010	704,828	180,634	1,473,204	11,655,709	38.5%	2012
2013	5,039,832	3,055,329	268,024	7,827,137	3,996,673	1,313,678	363,950	4,946,401	1,203,072	937,952	146,624	1,994,400	14,767,938	26.7%	2013
2014	4,346,624	2,151,591	234,329	6,263,886	3,379,009	706,362	431,890	3,653,481	935,411	648,592	158,471	1,425,532	11,342,899	-23.2%	2014
2015	4,437,613	2,423,182	201,390	6,659,405	3,701,443	708,436	328,395	4,081,484	777,273	644,274	101,656	1,319,891	12,060,780	6.3%	2015
2016	5,562,218	3,614,057	240,642	8,935,633	4,198,692	676,987	266,589	4,609,090	848,615	736,443	81,689	1,503,369	15,048,092	24.8%	2016
2017	4,411,923	3,194,599	278,082	7,328,440	2,821,945	519,400	346,936	2,994,409	667,350	631,998	79,854	1,219,494	11,542,343	-23.3%	2017
2018	4,507,176	2,896,381	400,172	7,003,385	2,905,178	607,293	309,312	3,203,159	536,119	706,648	71,994	1,170,773	11,377,317	-1.4%	2018
2019 Interim	3,614,982	2,561,076	230,930	5,945,128	1,951,898	592,214	290,768	2,253,344	480,444	743,503	65,580	1,158,367	9,356,839	-17.8%	2019 Int.
TOTALS	71,822,756	45,216,981	5,133,679	111,906,058	57,285,425	15,782,859	5,723,950	67,344,334	24,645,747	13,657,007	3,677,381	34,625,373	213,875,765		

Sources: U.S. Firearm production figures from AFMER, Import and Export figures from USITC.

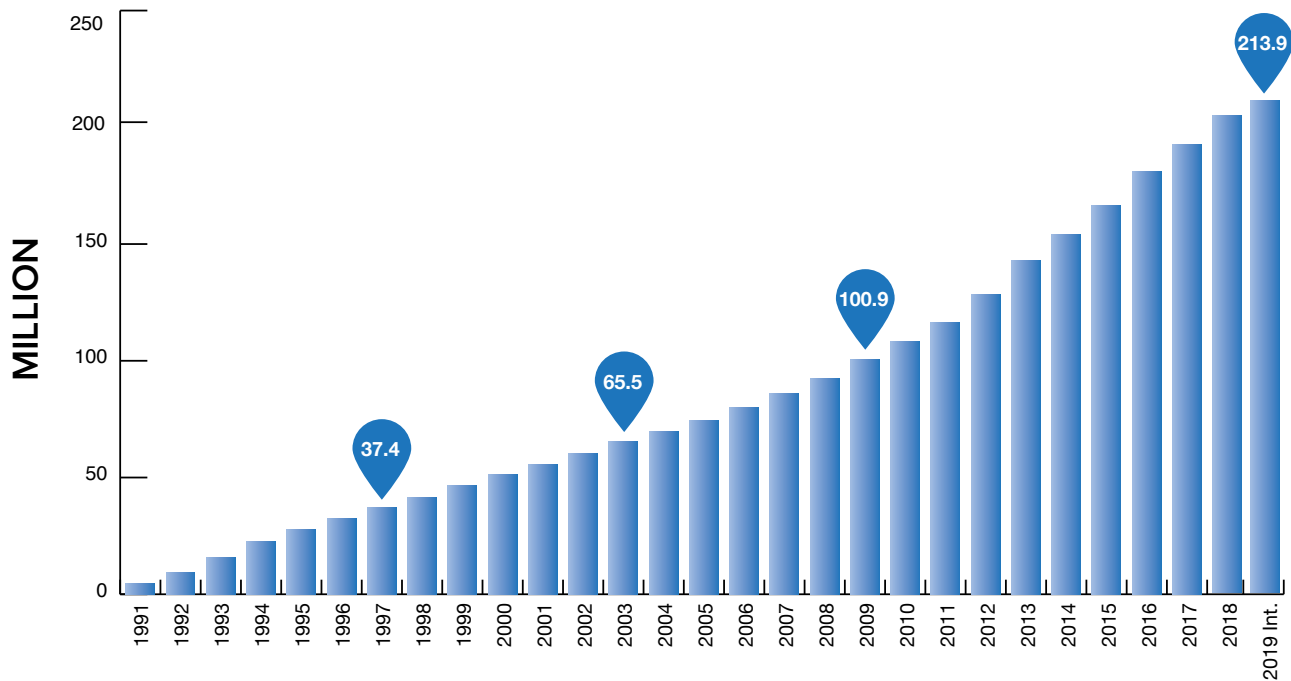
NOTE: In order to obtain an estimate for the number of total firearms available in the United States in a given year, NSSF combined U.S. firearm production with firearms imported less firearms exported.

Total Firearm Units Produced for the United States Market Annually



Source: AFMER and U.S. International Trade Commission (USITC)

Firearms to U.S. Market (1991 – 2019 Interim)



CUMULATIVE ANNUAL FIREARM PRODUCTION PLUS (+) IMPORTS LESS (-) EXPORTS

Source: AFMER and U.S. International Trade Commission (USITC)

FACT

From 1991 to 2019, more than 213.0 million firearms have been made available to the U.S. market.

Estimated Number of Semi-Automatic Firearms for U.S. Market 1990 - 2018

Estimated Semi-Automatic Handguns	89,000,000
Estimated Semi-Automatic Shotguns	12,000,000
Estimated Semi-Automatic Rifles	43,400,000
ESTIMATED TOTAL SEMI-AUTOMATIC FIREARMS 1990 - 2018	144,400,000
Sources: USITC, ATF AFMER & NSSF estimates	

From 1991 – 2018 the

the violent crime rate has decreased by →

51.3
percent

and unintentional firearm-related fatalities have declined by →

68.2
percent

Sources: 2018 FBI Uniform Crime Reports and National Safety Council Injury Facts (online, for 2018 data)

INDUSTRY INTELLIGENCE REPORTS

KEY FINDINGS

- The latest figures show that 67.9% of U.S. pistol production fell into either the “up to” 9mm calibers (53.7%) or the “up to”.50 calibers (14.2%).
- The 2018 top-25 U.S. firearm manufacturers accounted for 89.6% of the U.S. production total for the year.
- Sturm, Ruger & Company, Inc. topped the list in 2018 accounting for 19.9% of total firearm production in the U.S. reported, followed by Smith & Wesson Corporation, 17.3%; Sig Sauer Inc., 8.3%; Remington Arms Company LLC, 5.8%; Savage Arms, Inc., 4.9%; and Maverick Arms, Inc., 4.1%.
- Firearm-ammunition manufacturing accounted for nearly 12,000 employees producing over \$3.9 billion in goods shipped in 2018.
- In 2018, the greatest number of imported pistols came from Austria (927,511) representing 35.2% of all imported pistols. Austria was followed by Brazil with 501,995 or 19.0%, Germany at 11.7% with 307,085 units, and 11.6% were imported from Croatia (307,085).
- Brazil was the source of the greatest number of revolvers imported in 2018 (162,703), followed by Italy with 56,311; Philippines 22,816; and 16,224 imported from Germany.
- The greatest number of shotguns imported in 2018 came from Turkey (342,184), Italy (168,368), and China (111,696); and for rifles, Canada (172,406), Brazil (138,931), and Japan (67,840). Spain (104,701) was the source of the highest of number of muzzleloaders imported, followed by Italy (31,060).
- According to USITC data, the U.S. exported 817,189 total firearms in 2018 as compared to 710,031 in 2017 - an increase of 15.1 percent.
- Approximately 48% of all rifles produced in 2018 were modern sporting rifles.
- According to data in reports such as ATF Firearms Commerce in the United States, ATF Annual Firearms Manufacturing and Exportation Reports and Congressional Research Service, the estimated total number of overall firearms in civilian possession is 433.9 million.

SOURCES

Total Production	Detail data source: The 2018 Annual Firearms Manufacturing and Export Report (AFMER). This annual report is prepared by the office of Firearms and Explosives Services Division (FESD), Bureau of Alcohol, Tobacco, Firearms and Explosives (ATF), Washington D.C. (Historical analysis conducted by NSSF.) For purposes of this report only, “Production” is defined as firearms, including separate frames, receivers, actions or barreled actions, manufactured and disposed of in commerce during each calendar year. The ATF’s latest full AFMER is for calendar year 2018, since the agency embargoes the data for a period of one year. Production totals data source: The AFMER 2018 as reported through February 28, 2020 -- reviewed/adjusted by NSSF (adjustments are noted on page 2). For more information visit atf.gov/content/about/statistics
Manufacturing Trends	U.S. Census Bureau: Economic Census, 2018 Annual Survey of Manufactures: Tables. The 2018 data is available through the U.S. Census Bureau web site: https://www.census.gov/programs-surveys/asm/data/tables.html Historical analysis conducted by NSSF.
Firearm Imports for Consumption / Total Exports	U.S. Department of Commerce and the U.S. International Trade Commission (USITC) - Interactive Tariff and Trade DataWeb: dataweb.usitc.gov U.S. Census Bureau for corrections to import/export data prior to year 2010 may be found at census.gov/foreign-trade/statistics/corrections/index.html
Manufacturers Export	The 2018 Annual Firearms Manufacturing and Export Report (AFMER) atf.gov/content/about/statistics



Report provided by NSSF. For additional research materials, please visit nssf.org/research

GUNS IN AMERICA

Pregnant Florida woman uses AR-15 to fatally shoot armed intruder

Two armed men broke into the house and pistol whipped husband, before wife pulled out their legally possessed weapon and opened fire.



— Police respond at the scene of a home invasion in Lithia, Fla. WFLA

f | | | | SAVE

Nov. 4, 2019, 10:32 AM EST / Updated Nov. 4, 2019, 12:27 PM EST

By David K. Li

A pregnant [Florida woman, armed with a semi-automatic rifle, gunned down one of two home invaders](#) who had broken in and were pistol whipping her husband, officials said Monday.

The deadly confrontation happened at about 9 p.m Wednesday on Old Welcome Road in Lithia, Florida, about 25 miles southeast of downtown Tampa, Hillsborough County Sheriff's

spokeswoman Amanda Granit told NBC News.

After the woman fired one shot from the family's AR-15-style rifle, both men fled and the mortally wounded robber collapsed in a drainage ditch outside where he died, according to deputies and her husband.



Hillsborough County Sheriff's Office was live · [Follow](#)

Share

Deputies were still searching for the other robber on Monday. The dead robber was described by deputies as a man in his late 20s, but he was not immediately identified.

"Two unknown males broke in and made demands of them. The male victim, who is the homeowner, began to get pistol-whipped and beat up," Hillsborough County Sheriff's Maj. Frank Losat told reporters on the scene.

Get the Morning Rundown

Get a head start on the morning's top stories.

Enter your email

[SIGN UP](#)

THIS SITE IS PROTECTED BY RECAPTCHA [PRIVACY POLICY](#) | [TERMS OF SERVICE](#)

"During that incident, the female homeowner retrieved a firearm, which was in the house legally, and fired one round which struck the male victim that was deceased in the ditch."

Homeowner Jeremy King said he'd be dead if not for his fast-thinking, eight-months-pregnant wife. He said both home invaders had pistols and they fired one shot.

"Them guys came in with two normal pistols and my AR stopped it," [King told Bay News 9](#). "(My wife) evened the playing field and kept them from killing me."

King suffered a fractured eye socket, a fractured sinus cavity and a concussion to go along with 20 stitches from the attack.

The husband, whose 11-year-old daughter was at home during the home invasion, said he and wife did not know their attackers.

"We also know this was not a random act," Losat said. "This family was probably targeted."



David K. Li



David K. Li is a breaking news reporter for NBC News.

Sponsored Stories

by Taboola

[S VEGAS DEALS](#) | [SPONSORED SEARCHES](#)

Empty Las Vegas Suites That Overlook The Strip

[IND ATTORNEY](#) | [SEARCH ADS](#)

10 of the Most Successful Lawyers In Harwinton. See the List

[ILLINOIS](#)

Homeowners Are Trading in Their Doorbell Cams for This.

[HEALTH](#)

These Are the Best Walking Shoes For Women To Wear All Day Long Without Discomfort



SPONSORED / LAS VEGAS DEALS | SPONSORED SEARCHES

Empty Las Vegas Suites That Overlook The Strip

SPONSORED / \$2.99 - GAMEFOOLS.COM

Buccaneer: The Pursuit of Infamy [PC Download]

\$2.99 Set sail across the seas and become the world's greatest pirate captain.

SPONSORED / FIND ATTORNEY | SEARCH ADS

The Most Successful Lawyers In Harwinton. See the List

SPONSORED / KEILLINI

Homeowners Are Trading in Their Doorbell Cams for This.

SPONSORED / SWEETTH

The Best Walking Shoes For Women To Wear All Day Long Without Discomfort

SPONSORED / TAONGA: THE ISLAND FARM

The most relaxing farm game of 2022. No Install

Enjoy farming, stock up and make friends. Taonga is a whole world full of adventure!

SPONSORED / COOLGIFTS

Here Are 23 of the Coolest Gifts for This 2022

23 Insanely Cool Gadgets You'll Regret Not Getting Before They Sell Out

SPONSORED / BALLSHOT

We are selling off our remaining magic metal windmills. Great garden decor.

SPONSORED / VACATION DEALS | SEARCH ADS

Overwater Bungalow Vacations On Clearance

SPONSORED / ALASKA CRUISE DEALS | SPONSORED SEARCHES

Empty Alaska Cruise Cabins Cost Almost Nothing

SPONSORED / TOOL

Seal Every Gap & Keep The Water Where It Belongs!

SPONSORED / THE NEW HYUNDAI IONIQ EV

The New Hyundai Ioniq EV Is Nearly Unrecognizable

SPONSORED / TOP SALES | SEARCHES

Pottery Barn Clearance Sales Are Happening Now. Beds, Sofas, Patio & More

SPONSORED / LAPTOP DEALS | SEARCH ADS

Harwinton: Unsold Never-Used Laptops Are Almost Being Given Away: See Prices

[ABOUT](#)

[CA NOTICE](#)

[CONTACT](#)

[TERMS OF SERVICE](#)

[HELP](#)

[NBC NEWS SITEMAP](#)

[CAREERS](#)

[ADVERTISE](#)

[AD CHOICES](#)

[SELECT SHOPPING](#)

[PRIVACY POLICY](#)

[SELECT PERSONAL FINANCE](#)

[DO NOT SELL MY PERSONAL INFORMATION](#)

© 2022 NBC UNIVERSAL

 **NEWS**

 **MSNBC**

 **TODAY**

U.S. NEWS

Oklahoma Man Uses AR-15 to Kill Three Teen Home Intruders

A 23-year-old Oklahoma man used a semiautomatic AR-15 rifle to shoot and kill three intruders who broke into his home Monday afternoon in a suburb of Tulsa.



— Police investigate the scene of a failed robbery that led to the death of the three robbers in Broken Arrow, Okla., on March 27. Ian Maule / AP

[f](#) [Twitter](#) [Email](#) [Comments](#) | [Bookmark](#) SAVE

March 28, 2017, 1:55 PM EDT / Updated March 28, 2017, 6:29 PM EDT

By Avalon Zoppo

A 23-year-old Oklahoma man used a semi-automatic AR-15 rifle to shoot and kill three masked teenage intruders dressed in black who broke into his home Monday afternoon – an act authorities are investigating as self-defense.

Zach Peters, the homeowner's son, fatally shot an 18-year-old man and two boys ranging between 16 and 17 around 12:30 p.m. The trio allegedly forced their way into the residence through a back door and were killed after exchanging words with Peters, who fired multiple shots.

Police said the alleged getaway driver, 21-year-old Elizabeth Rodriguez, surrendered to the Broken Arrow Police Department Monday evening and is facing charges on three counts of first-degree murder and three counts of burglary.

Her first court appearance, set for Tuesday, has been pushed to April 5 and she was ordered to be held on no bond.



— Police say Elizabeth Rodriguez drove the getaway car in a home invasion in Broken Arrow, Oklahoma.

Wagoner County Sheriff's Office

"Upon making entry to the home, one of the residents fired a rifle striking all three of the suspects," the Wagoner County Sheriff's Office said in a statement.

Wagoner County Deputy Sheriff Nick Mahoney said that Rodriguez is being charged with the murders because she was in "commission of felony" when she allegedly dropped them off at the residence, meaning she had an intent to burglarize the home. He said the crime was random and there was no connection between the suspects and Peters.

Police said all of the unidentified suspects were wearing black clothes, masks and gloves. One was armed with a knife and another with brass knuckles. Two of the intruders died in the kitchen, while the other reached the driveway, "before succumbing to his injuries," according to the statement.

After the shooting, police said the son and homeowner made statements at the sheriff's office.

Although authorities are approaching the shooting as self-defense, Mahoney said the investigation is open and the district attorney will ultimately decide whether charges are filed.

Get the Morning Rundown

Get a head start on the morning's top stories.

Enter your email

SIGN UP

THIS SITE IS PROTECTED BY RECAPTCHA [PRIVACY POLICY](#) | [TERMS OF SERVICE](#)




— Police investigate the scene of a failed robbery that led to the death of the three robbers in Broken Arrow, Okla., on March 27. Ian Maule / AP

Similar to [22 other states](#), Oklahoma has passed [stand-your-ground legislation](#) which justifies a person using deadly force in order to protect themselves under certain circumstances.

Oklahoma's law states that a person who is attacked in their home "has the right to stand his or her ground and meet force with force, including deadly force, if he or she reasonably believes it is necessary to do so to prevent death or great bodily harm to himself or herself or another or to prevent the commission of a forcible felony."

"They are looking at it as self-defense but they are also looking at any other possible way that it could be looked at," Mahoney said.

Recommended



U.K. ROYALS

Queen under medical supervision as doctors are 'concerned'; royal family traveling to her Scottish castle



NEWS

Bernard Shaw, CNN's chief anchor for 20 years, dies at 82

During a press conference, First Assistant District Attorney Jack Thorp called the case "complex" and said a Medical Examiner is working to identify the bodies of the three teens. Charges will likely be filed against Rodriguez next week.

A probable cause affidavit was presented to the court, allowing Rodriguez to be held without charges past 48 hours, officials said. Thorp told NBC News that Rodriguez does not yet have a lawyer.

"This is a triple homicide. We want to make sure we cross all our t's and dot our i's. We need the maximum amount of information before filing charges... Hopefully, as we go forward, we'll see whether the facts meet the law," Thorp said during the press conference.

The AR-15 was the weapon used in mass shootings such as Newtown, the Aurora movie theater in Colorado and San Bernardino.

Bloodshed like this is rare in the area, Mahoney told [NBC-affiliate KJRH](#). Broken Arrow, with a population of 103,500 people, is the largest suburb of Tulsa and is located about 15 miles east of the city.

"This isn't something that happens frequently here," Mahoney told NBC-affiliate KJRH. "We don't generally have triple shootings inside Wagoner County. It's a very nice neighborhood...the neighbors have all been concerned...it's not something that happens."

Avalon Zoppo



SPONSORED / LAS VEGAS DEALS | SPONSORED SEARCHES

Empty Las Vegas Suites That Overlook The Strip

SPONSORED / \$2.99 - GAMEFOOLS.COM

Buccaneer: The Pursuit of Infamy [PC Download]

\$2.99 Set sail across the seas and become the world's greatest pirate captain.

SPONSORED / TOOL

Seal Every Gap & Keep The Water Where It Belongs!

SPONSORED / COOLGIFTS

Here Are 23 of the Coolest Gifts for This 2022

23 Insanely Cool Gadgets You'll Regret Not Getting Before They Sell Out

SPONSORED / KEILLINI

Homeowners Are Trading in Their Doorbell Cams for This.

SPONSORED / SWEETTH

The Best Women's Shoes for Walking and Standing All Day

SPONSORED / TOP SALES | SEARCHES

Pottery Barn Clearance Sales Are Happening Now. Beds, Sofas, Patio & More

SPONSORED / TAONGA: THE ISLAND FARM

The most relaxing farm game of 2022. No Install

Enjoy farming, stock up and make friends. Taonga is a whole world full of adventure!

SPONSORED / FIND ATTORNEY | SEARCH ADS

The Most Successful Lawyers In Harwinton. See the List

SPONSORED / BALLSHOT

We are selling off our remaining magic metal windmills. Great garden decor.

SPONSORED / VACATION DEALS | SEARCH ADS

Overwater Bungalow Vacations On Clearance

SPONSORED / TRUTHFINDER

Locate Almost Anyone By Entering Their Name (This Is Addicting!)

SPONSORED / ALASKA CRUISE DEALS | SPONSORED SEARCHES

Empty Alaska Cruise Cabins Cost Almost Nothing

SPONSORED / LAPTOP DEALS | SEARCH ADS

Harwinton: Unsold Never-Used Laptops Are Almost Being Given Away: See Prices

ABOUT

CA NOTICE

CONTACT

TERMS OF SERVICE

HELP

NBC NEWS SITEMAP

© 2022 NBC

ALL RIGHTS RESERVED

CAREERS

ADVERTISE

AD CHOICES

SELECT SHOPPING

PRIVACY POLICY

SELECT PERSONAL FINANCE

DO NOT SELL MY PERSONAL INFORMATION

© 2022 NBC UNIVERSAL

 NEWS

 MSNBC

 TODAY



NEWS SPORTS WEATHER FEATURES CW17 TRAFFIC JAX BEST NEWSLETTERS CO

2 warnings and a watch in effect for 22 regions in the area

[See the complete list](#)

WEATHER ALERT

HIDE

NEWS


Deputies: 30 rounds fired from AR-15 in deadly Florida home invasion

Incident stemmed from ongoing feud between two groups, investigators say


Garrett Pelican, Digital executive producer

Published: **April 17, 2018 at 7:20 PM**

Tags: **Florida, Baker County, Weird News, News, Glen St Mary**



NEWS SPORTS WEATHER FEATURES CW17 TRAFFIC JAX BEST NEWSL



(Left to right: Bell, Watkins, Cayden Lauramore, Albino)



GLEN ST. MARY, Fla – Three men say they were asleep inside a mobile home in Glen St. Mary about 4 a.m. Sunday when they heard a voice outside yell “Sheriff’s Office!” before the front door burst open.

In stormed a masked gunman who fired off a single round before two of the men inside, one armed with an AR-15 rifle and the other with a handgun, emerged from two bedrooms and opened fire.

Gunfire ripped into the masked gunman and two other intruders, who crumpled to the floor with multiple gunshot wounds.

Those details surfaced Tuesday when the Baker County Sheriff’s Office released an arrest report linked to **this weekend’s home invasion turned deadly triple shooting**.

Five people are charged in the case. Investigators suspect the home invasion escalated from an ongoing feud between two groups that was stoked by social media threats.

Ad

The victims told deputies they acted in self-defense when they turned their guns on the intruders, with one of them estimating he fired over 30 rounds from an AR-15 before the threat was over.

Afterward, the victims retreated to another part of the home before they dialed 911, according to the report. None of them was hurt during the shooting.

The same cannot be said for the intruders, **several of whom were inside a vehicle deputies intercepted as it sped away** from the mobile home off County Road 125.



NEWS

SPORTS

WEATHER

FEATURES

CW17

TRAFFIC

JAX BEST

NEWSL

One of them, Corey Lauramore, died of gunshot wounds to the head. An unidentified 16-year-old remains hospitalized, and a third suspect, William Lauramore, was treated and released to police.

Investigators found a heavy amount of dried blood caked on the front steps of the home, a bloodstained mask with a bullet hole through it and a .380 caliber handgun lying nearby, the report said.

Ad

They also recovered an AR-15 rifle and a 9MM handgun inside the home.

The Sheriff's Office said the **five individuals charged in the case were among a group of seven that went to the mobile home that morning to confront and fight** the group staying there.

William Lauramore, 24; Joseph Albino, 24; Zachary Bell, 20; Christian Watkins, 19; and Cayden Lauramore, 15, are charged with home invasion. But additional charges are possible.

Albino, Bell and Watkins provided conflicting details about their involvement in the shooting, but all three said they had no idea others in their group had brought weapons along, according to the report.

Copyright 2018 by WJXT News4jax - All rights reserved.

Recommended by |

Sponsored 1/5



NEWS

SPORTS

WEATHER

FEATURES

CW17

TRAFFIC

JAX BEST

NEWSL

[Gallery] 27 Dresses Worn to the VMA That
Went Too Viral

[Read More >](#)

FOLLOW US



GET RESULTS WITH OMNE



[TV Listings](#)

[Contact Us](#)

[Email Newsletters](#)

[RSS Feeds](#)

[Contests and Rules](#)

[Closed Captioning /
Audio Description](#)

[Careers at WJXT /
WCWJ](#)

[Terms of Use](#)

[WJXT Public File](#)

[WCWJ Public File](#)

[FCC Applications](#)

[Privacy Policy](#)

[Do Not Sell My Info](#)

If you need help with WJXT's or WCWJ's FCC public inspection file, call (904) 393-9801.




GRAHAM
MEDIA
GROUP



GRAHAM
DIGITAL

Copyright © 2022 News4JAX.com is managed by Graham Digital and published by Graham Media Group, a division of Graham Holdings.



74°

LIVE

NEWS

Man armed with AR-15 stops attack by neighbor in Oswego

Dave Thomas

by: [Nancy Loo](#), [Charles Hayes](#)

Posted: Feb 27, 2018 / 05:37 AM CST

Updated: Feb 27, 2018 / 12:59 PM CST

SHARE



This is an archived article and the information in the article may be outdated. Please look at the time stamp on the story to see when it was last updated.



Police say it all began when someone with a knife attacked another person during an argument.

Neighbor Dave Thomas, who witnessed the attack, went into his home, got his rifle and ordered the suspect to stop.

“I ran back into the home, into my house and grabbed my AR-15. Grabbed the AR-15 over my handgun. It’s just a bigger gun. I think a little bit more than an intimidation factor definitely played a part in him actually stopping.”

No shots were fired.

The suspect was able to get away briefly, before police captured him.

The stabbing victim was taken to a hospital, and is expected to recover.

Police say Thomas has a valid firearm owner’s identification card and a concealed carry permit. Thomas says he is also a firearms instructor.

“The AR-15 is my weapon of choice for home protection,” Thomas said. “It’s light, it’s maneuverable. If you train and know how to use it properly, it’s not dangerous. And this is just a perfect example of good guy with an AR-15 stopped a bad guy with a knife. And there were no lives taken, so all in all it was a good day.”

[Suggest a Correction](#)





Adults over 65 Can Now Get Low Cost Walk in Tubs

The Senior Scoop



Government Will Cover The Cost To Install Solar If You Live In These Zip Codes

Solar Sesame



High Blood Sugar: Try This Simple Method (Watch)

Awareness Alert



Here Are 50 of the Coolest Gifts for This 2022

Smart Lifestyle Trends



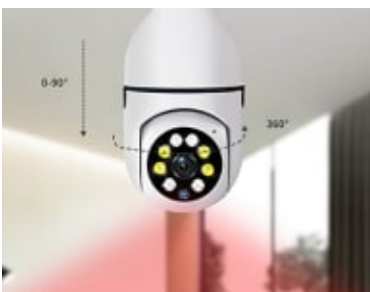
\$49 Keilini Lightbulb Security Camera

Keilini.com



\$34.99 Security Camera Makes Doorbell Cams Seem Ancient

Keilini



The Security Camera



Here Are 13 Deals Most



25 Gifts That Will Sell Out in 2022

Bargain Fans





Connecticut Launches New Policy for Cars Used Less Than 50 Miles/day

Smart Lifestyle Trends



Hands Down the Top Credit Card of 2022

CompareCredit



Hairstyles That Make Women Over 60 Look 40

HD Tips

SUBSCRIBE NOW


WGN News Daily Update

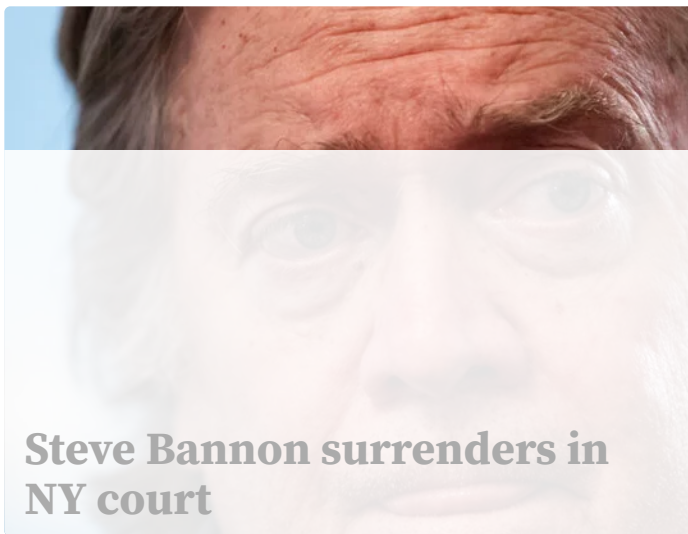
Your email

SIGN UP NOW



TOP STORIES





Top Stories





Naperville police to fine drivers fleeing police



R. Kelly trial likely to extend beyond 4-week timeline



Steve Bannon surrenders in NY court



HBO to fix 'House of the Dragon' green-screen goof



Jeep unveils 1st electric SUVs for North America ...



Man, 3 kids in Indianapolis pond died accidentally



Where to get the omicron COVID-19 booster

More Stories





**Double murder
suspect due in cour...**
2 hours ago

**6 @ 6: Chandelier
earrings, babies on...**
3 hours ago

**Man dead following
shootout in South...**
3 hours ago

**Loved ones
remember mother...**
11 hours ago

More Videos





SPONSORED CONTENT





6 Strange Things Millionaires Do With Their Money, But Most of Us Have Never Tried [🔗](#)

By [The Penny Hoarder](#)

WHAT DO YOU THINK?



If the Justice Dept. were to appeal the recent court ruling ordering a pause in its investigation of classified documents seized from Mar-a-Lago, do you think the appeal would be successful or unsuccessful?

☐ Successful

☐ Unsuccessful



NEXT *

* By clicking "NEXT" you agree to the following: We use cookies to track your survey answers. If you would like to continue with this survey, please read and agree to the [CivicScience Privacy Policy and Terms of Service](#)

POPULAR

- 1 Wife listened as husband stabbed, killed by nephew**
- 2 2 found dead in Highland Park apartment**
- 3 Soldier Field switches to Bermuda grass for Bears**
- 4 Queen under medical care amid health fears**
- 5 Man, 3 kids in Indianapolis pond died accidentally**
- 6 Woman convicted in 1999 murder of 3 kids speaks out**
- 7 Steve Bannon surrenders in NY court**

LATEST NEWS





Naperville police to fine drivers fleeing police

Western suburbs • 24 mins ago



R. Kelly trial likely to extend beyond 4-week timeline

R. Kelly Trial • 30 mins ago



Steve Bannon surrenders in NY court

News • 60 mins ago



HBO to fix 'House of the Dragon' green-screen goof

Trending • 40 mins ago



Jeep unveils 1st electric SUVs for North America ...

News • 1 hour ago

[View All News](#)



Chicago's Very Own source for breaking news, weather, sports and entertainment.

Follow Us

News App



Weather App



[WGNTV EEO Report](#)

[Online Public File](#)

[FCC Public Inspection File Help](#)

[Privacy Policy](#)

[Terms Of Use](#)

[Do Not Sell My Personal Information](#)

[FCC Applications](#)

[Public File Assistance Contact](#)

[Subscribe To WGN-TV Push Notifications](#)

[The Hill](#)

[NewsNation](#)

[BestReviews](#)

[Content Licensing](#)

[Nexstar Digital](#)



NATIONAL REVIEW | THE CORNER | POLITICS & POLICY

Texas Hero Reportedly Used His Own AR to Confront the Sutherland Springs Shooter

By **DAVID FRENCH**

November 6, 2017 10:54 PM

During today's press conference about the Texas mass shooting, the regional director of the Texas Department of Public Safety indicated that the Texas Good Samaritan, Stephen Willeford, [engaged the Sutherland Springs shooter with his own AR](#):

He armed himself with an AR assault rifle and engaged the suspect. They engaged in gunfire here at the church. We know that the suspect was shot, when he dropped his assault rifle and jumped in his Ford Expedition and fled the scene.

Given what we know from other reports, this makes a great deal of sense. After all, Willeford apparently fired with a great deal of precision. [Here's an account from CNN](#), taken from an interview of his cousin:

And what he did, according to his cousin, is exchange fire with the gunman, hitting him in the side and twice in the neck.

"He saw that the guy was wearing body armor, and there was a velcro strap, from the back to the front," detailed Leonard, speaking live on Monday. "He knew from that ... that the vulnerable spot was going to be in the side. And so that's where he shot him."

An AR is an easy-to-use, extraordinarily accurate weapon, and one can see how it would enable a surprised civilian to engage the shooter so quickly and effectively.

We keep hearing that AR's are useless for self-defense, that they're simply "weapons of war," useful only for mass killing. This is simply not true. [Earlier this year](#), an Oklahoma man used an AR-15 to kill three home intruders, and multiple self-defense experts have long pegged AR-style rifles as their "[home defense weapon of choice](#)." I have one in my own home, and I feel far more comfortable using it than even one of my handguns.

While Willeford obviously didn't prevent the massacre, he did stop the shooter and prevented him from harming anyone else. He did so with exactly the kind of weapon that the gun control lobby would like to deny to law-abiding Americans. That's a fact worth noting.

 [BACK TO THE CORNER](#)



